

Age Segment Report - Larimer County 2015 Citizen Survey

1. Community Resources, Infrastructure and Planning Services How important is each service to you?

18-40				
Question	Not so important	Important	Highly Important	Don't Know
CRI&P.1 Maintaining, operating, and providing events at The Ranch – Larimer County Fairgrounds and Budweiser Events Center	37.93%	44.83%	15.52%	1.72%
CRI&P.2 Providing landfills (not trash collection), recycling, hazardous waste, and other solid waste management services	1.72%	22.41%	75.86%	0.00%
41-64				
Question	Not so important	Important	Highly Important	Don't Know
CRI&P.1 Maintaining, operating, and providing events at The Ranch – Larimer County Fairgrounds and Budweiser Events Center	32.09%	47.59%	17.11%	3.21%
CRI&P.2 Providing landfills (not trash collection), recycling, hazardous waste, and other solid waste management services	1.60%	21.93%	76.47%	0.00%
65 or above				
Question	Not so important	Important	Highly Important	Don't Know
CRI&P.1 Maintaining, operating, and providing events at The Ranch – Larimer County Fairgrounds and Budweiser Events Center	29.63%	54.32%	13.58%	2.47%
CRI&P.2 Providing landfills (not trash collection), recycling, hazardous waste, and other solid waste management services	3.70%	24.69%	70.37%	1.23%

2. Human and Economic Services How important is each service to you?

18 40				
Question	Not so important	Important	Highly important	Don't know
HE.2 Providing employment & training services to those looking for work	22.41%	39.66%	36.21%	1.72%
HE.3 Conducting restaurant inspections and other services related to food safety and water quality	1.72%	39.66%	58.62%	0.00%
HE.4 Supporting long term care and providing medical and financial assistance to those in need	18.97%	34.48%	43.10%	3.45%
HE.5 Supporting mental health, substance abuse and detoxification services.	27.59%	36.21%	36.21%	0.00%
HE.1 Providing public health services such as immunization clinics, tracking infectious disease, home visits, and health screenings	20.69%	43.10%	34.48%	1.72%
41 64				
Question	Not so important	Important	Highly important	Don't know
HE.2 Providing employment & training services to those looking for work	16.22%	51.35%	31.35%	1.08%
HE.3 Conducting restaurant inspections and other services related to food safety and water quality	3.76%	33.87%	61.29%	1.08%
HE.4 Supporting long term care and providing medical and financial assistance to those in need	17.20%	46.24%	33.33%	3.23%
HE.5 Supporting mental health, substance abuse and detoxification services.	11.83%	43.01%	40.32%	4.84%
HE.1 Providing public health services such as immunization clinics, tracking infectious disease, home visits, and health screenings	18.82%	36.56%	43.01%	1.61%
65 or above				
Question	Not so important	Important	Highly important	Don't know
HE.2 Providing employment & training services to those looking for work	13.58%	50.62%	34.57%	1.23%
HE.3 Conducting restaurant inspections and other services related to food safety and water quality	1.23%	25.93%	72.84%	0.00%
HE.4 Supporting long term care and providing medical and financial assistance to those in need	8.64%	45.68%	45.68%	0.00%
HE.5 Supporting mental health, substance abuse and detoxification services.	7.41%	49.38%	43.21%	0.00%
HE.1 Providing public health services such as immunization clinics, tracking infectious disease, home visits, and health screenings	13.58%	28.40%	58.02%	0.00%

3. Human and Economic Services How important is each service to you?

18 40				
Question	Not so important	Important	Highly important	Don t know
HE.7 Providing services such as information & education in nutrition, financial management, 4-H and agricultural practices	22.41%	50.00%	22.41%	5.17%
HE.8 Providing a wide variety of workforce services to businesses seeking employees	37.93%	43.10%	17.24%	1.72%
HE.9 Providing a temporary place for juveniles in conflict with law enforcement or in conflict with their families	17.24%	53.45%	25.86%	3.45%
HE.10 Establishing and enforcing child support orders	13.79%	39.66%	39.66%	6.90%
HE.6 Providing support services to military veterans	6.90%	41.38%	50.00%	1.72%
HE.11 Providing foster care, adoption, and other child protection services	8.77%	40.35%	50.88%	0.00%
HE.12 Supporting economic development in Larimer County by encouraging innovation, smart business growth, and more and better jobs.	13.79%	37.93%	48.28%	0.00%
41 64				
Question	Not so important	Important	Highly important	Don t know
HE.7 Providing services such as information & education in nutrition, financial management, 4-H and agricultural practices	32.26%	54.30%	11.29%	2.15%
HE.8 Providing a wide variety of workforce services to businesses seeking employees	30.11%	51.61%	16.67%	1.61%
HE.9 Providing a temporary place for juveniles in conflict with law enforcement or in conflict with their families	12.30%	58.82%	26.74%	2.14%
HE.10 Establishing and enforcing child support orders	8.56%	49.73%	39.04%	2.67%
HE.6 Providing support services to military veterans	12.30%	41.71%	42.78%	3.21%
HE.11 Providing foster care, adoption, and other child protection services	6.45%	45.16%	46.24%	2.15%
HE.12 Supporting economic development in Larimer County by encouraging innovation, smart business growth, and more and better jobs.	10.70%	47.06%	42.25%	0.00%
65 or above				
Question	Not so important	Important	Highly important	Don t know
HE.7 Providing services such as information & education in nutrition, financial management, 4-H and agricultural practices	22.22%	61.73%	14.81%	1.23%
HE.8 Providing a wide variety of workforce services to businesses seeking employees	20.99%	54.32%	20.99%	3.70%
HE.9 Providing a temporary place for juveniles in conflict with law enforcement or in conflict with their families	3.75%	52.50%	41.25%	2.50%
HE.10 Establishing and enforcing child support orders	2.47%	35.80%	55.56%	6.17%
HE.6 Providing support services to military veterans	5.00%	37.50%	57.50%	0.00%
HE.11 Providing foster care, adoption, and other child protection services	2.50%	43.75%	52.50%	1.25%
HE.12 Supporting economic development in Larimer County by encouraging innovation, smart business growth, and more and better jobs.	12.35%	35.80%	50.62%	1.23%

4. Public Record & Information Services How important is each service to you?

18 40				
Question	Not so important	Important	Highly important	Don t know
PR&I.1 Issuing vehicle registrations, titles, and license plates	25.86%	44.83%	29.31%	0.00%
PR&I.2 Determining property market values for tax purposes and providing an appeals process	27.59%	48.28%	24.14%	0.00%
PR&I.3 Registering voters and conducting elections	10.34%	48.28%	41.38%	0.00%
PR&I.4 Communicating with residents about county services	24.14%	50.00%	24.14%	1.72%
41 64				
Question	Not so important	Important	Highly important	Don t know
PR&I.1 Issuing vehicle registrations, titles, and license plates	10.70%	43.85%	43.85%	1.60%
PR&I.2 Determining property market values for tax purposes and providing an appeals process	12.30%	54.01%	31.55%	2.14%
PR&I.3 Registering voters and conducting elections	4.81%	40.11%	54.55%	0.53%
PR&I.4 Communicating with residents about county services	18.72%	56.68%	24.06%	0.53%
65 or above				
Question	Not so important	Important	Highly important	Don t know
PR&I.1 Issuing vehicle registrations, titles, and license plates	1.23%	41.98%	56.79%	0.00%
PR&I.2 Determining property market values for tax purposes and providing an appeals process	7.41%	43.21%	49.38%	0.00%
PR&I.3 Registering voters and conducting elections	4.94%	27.16%	67.90%	0.00%
PR&I.4 Communicating with residents about county services	11.11%	54.32%	33.33%	1.23%

5. Public Record & Information Services How important is each service to you?

18-40				
Question	Not so important	Important	Highly important	Don't know
PR&I.5 Providing advocacy, information, and referral services for senior citizens	18.97%	41.38%	34.48%	5.17%
PR&I.6 Recording and maintaining official records such as real estate deeds and marriage licenses	15.52%	53.45%	25.86%	5.17%
PR&I.7 Collecting property taxes and keeping records of property tax bills and payments	31.58%	50.88%	15.79%	1.75%
41-64				
Question	Not so important	Important	Highly important	Don't know
PR&I.5 Providing advocacy, information, and referral services for senior citizens	13.59%	58.15%	24.46%	3.80%
PR&I.6 Recording and maintaining official records such as real estate deeds and marriage licenses	7.61%	47.28%	44.02%	1.09%
PR&I.7 Collecting property taxes and keeping records of property tax bills and payments	8.65%	50.81%	38.92%	1.62%
65 or above				
Question	Not so important	Important	Highly important	Don't know
PR&I.5 Providing advocacy, information, and referral services for senior citizens	6.41%	50.00%	42.31%	1.28%
PR&I.6 Recording and maintaining official records such as real estate deeds and marriage licenses	1.28%	33.33%	65.38%	0.00%
PR&I.7 Collecting property taxes and keeping records of property tax bills and payments	2.56%	41.03%	56.41%	0.00%

6. Public Safety Services How important is each service to you?

18 40				
Question	Not so important	Important	Highly important	Don t know
PS.4 Providing alternatives to jail such as work release programs, community service, and home detention	15.52%	51.72%	32.76%	0.00%
PS.5 Providing medical investigation of all deaths not resulting from natural causes	8.93%	57.14%	32.14%	1.79%
PS.3 Supportig drug, DUI, and mental health courts for criminal offenders with substance abuse and/or mental health issues	18.97%	48.28%	29.31%	3.45%
PS.2 Prosecuting criminal cases	5.17%	55.17%	37.93%	1.72%
PS.1 Operating the jail for all of Larimer County (including all cities & towns in the county)	13.79%	46.55%	36.21%	3.45%
PS.6 Coordinating all four phases of emergency management: preparedness, mitigation, response, and recovery.	6.90%	32.76%	60.34%	0.00%
41 64				
Question	Not so important	Important	Highly important	Don t know
PS.4 Providing alternatives to jail such as work release programs, community service, and home detention	12.43%	38.92%	45.95%	2.70%
PS.5 Providing medical investigation of all deaths not resulting from natural causes	8.02%	53.48%	36.36%	2.14%
PS.3 Supportig drug, DUI, and mental health courts for criminal offenders with substance abuse and/or mental health issues	9.09%	40.11%	47.59%	3.21%
PS.2 Prosecuting criminal cases	2.67%	37.97%	58.29%	1.07%
PS.1 Operating the jail for all of Larimer County (including all cities & towns in the county)	4.28%	47.06%	47.59%	1.07%
PS.6 Coordinating all four phases of emergency management: preparedness, mitigation, response, and recovery.	3.21%	30.48%	64.71%	1.60%
65 or above				
Question	Not so important	Important	Highly important	Don t know
PS.4 Providing alternatives to jail such as work release programs, community service, and home detention	6.17%	38.27%	50.62%	4.94%
PS.5 Providing medical investigation of all deaths not resulting from natural causes	3.70%	37.04%	55.56%	3.70%
PS.3 Supportig drug, DUI, and mental health courts for criminal offenders with substance abuse and/or mental health issues	2.47%	37.04%	59.26%	1.23%
PS.2 Prosecuting criminal cases	0.00%	29.63%	69.14%	1.23%
PS.1 Operating the jail for all of Larimer County (including all cities & towns in the county)	1.23%	35.80%	60.49%	2.47%
PS.6 Coordinating all four phases of emergency management: preparedness, mitigation, response, and recovery.	3.70%	22.22%	71.60%	2.47%

7. How well does the County perform these services?

18 40					
#	Question	Inadequately	Adequately	Better than required	Don t Know
1	HE.1 Providing public health services such as immunization clinics, tracking infectious disease, home visits, and health screenings	10.34%	48.28%	5.17%	36.21%
2	CRI&P.1 Maintaining, operating, and providing events at The Ranch – Larimer County Fairgrounds and Budweiser Events Center	3.45%	48.28%	25.86%	22.41%
3	PS.1 Operating the jail for all of Larimer County (including all cities & towns in the county)	1.72%	53.45%	13.79%	31.03%
41 64					
#	Question	Inadequately	Adequately	Better than required	Don t Know
1	HE.1 Providing public health services such as immunization clinics, tracking infectious disease, home visits, and health screenings	4.84%	36.02%	9.14%	50.00%
2	CRI&P.1 Maintaining, operating, and providing events at The Ranch – Larimer County Fairgrounds and Budweiser Events Center	2.14%	54.01%	14.97%	28.88%
3	PS.1 Operating the jail for all of Larimer County (including all cities & towns in the county)	4.28%	49.73%	12.83%	33.16%
65 or above					
#	Question	Inadequately	Adequately	Better than required	Don t Know
1	HE.1 Providing public health services such as immunization clinics, tracking infectious disease, home visits, and health screenings	2.47%	45.68%	11.11%	40.74%
2	CRI&P.1 Maintaining, operating, and providing events at The Ranch – Larimer County Fairgrounds and Budweiser Events Center	1.23%	60.49%	12.35%	25.93%
3	PS.1 Operating the jail for all of Larimer County (including all cities & towns in the county)	0.00%	56.79%	16.05%	27.16%

8. How well does the County perform these services?

18 40					
#	Question	Inadequately	Adequately	Better than required	Don t know
1	CRI&P.2 Providing landfills (not including trash collection), recycling programs, and other solid waste management systems	12.07%	62.07%	20.69%	5.17%
2	HE.2 Providing employment & training services to those looking for work	10.34%	39.66%	5.17%	44.83%
3	HE.3 Conducting restaurant inspections and other services related to food safety and water quality	12.07%	62.07%	10.34%	15.52%
4	HE.4 Supporting long term care and providing medical and financial assistance to those in need	10.53%	21.05%	5.26%	63.16%
5	HE. 5 Supporting mental health, substance abuse and detoxification services.	22.41%	12.07%	8.62%	56.90%
6	PS.6 Coordinating all four phases of emergency management: preparedness, mitigation, response, and recovery.	8.62%	44.83%	13.79%	32.76%
41 64					
#	Question	Inadequately	Adequately	Better than required	Don t know
1	CRI&P.2 Providing landfills (not including trash collection), recycling programs, and other solid waste management systems	5.35%	70.59%	18.18%	5.88%
2	HE.2 Providing employment & training services to those looking for work	10.16%	30.48%	6.95%	52.41%
3	HE.3 Conducting restaurant inspections and other services related to food safety and water quality	1.60%	62.03%	9.63%	26.74%
4	HE.4 Supporting long term care and providing medical and financial assistance to those in need	11.76%	26.20%	5.88%	56.15%
5	HE. 5 Supporting mental health, substance abuse and detoxification services.	15.59%	25.27%	4.30%	54.84%
6	PS.6 Coordinating all four phases of emergency management: preparedness, mitigation, response, and recovery.	2.69%	53.23%	16.13%	27.96%
65 or above					
#	Question	Inadequately	Adequately	Better than required	Don t know
1	CRI&P.2 Providing landfills (not including trash collection), recycling programs, and other solid waste management systems	0.00%	57.50%	30.00%	12.50%
2	HE.2 Providing employment & training services to those looking for work	2.50%	31.25%	2.50%	63.75%
3	HE.3 Conducting restaurant inspections and other services related to food safety and water quality	3.70%	56.79%	16.05%	23.46%
4	HE.4 Supporting long term care and providing medical and financial assistance to those in need	7.50%	28.75%	6.25%	57.50%
5	HE. 5 Supporting mental health, substance abuse and detoxification services.	11.11%	24.69%	3.70%	60.49%
6	PS.6 Coordinating all four phases of emergency management: preparedness, mitigation, response, and recovery.	3.70%	49.38%	23.46%	23.46%

9. How well does the County perform these services?

18 40					
#	Question	Inadequately	Adequately	Better than required	Don t know
1	PR&I.1 Issuing vehicle registrations, titles, and license plates	18.97%	67.24%	12.07%	1.72%
2	HE.6 Providing support services to military veterans	15.52%	13.79%	1.72%	68.97%
3	PR&I.2 Determining property market values for tax purposes and providing an appeals process	8.62%	58.62%	5.17%	27.59%
4	PR&I.3 Registering voters and conducting elections	3.45%	72.41%	20.69%	3.45%
5	PS.2 Prosecuting criminal cases	5.17%	36.21%	6.90%	51.72%
6	PR&I.4 Communicating with residents about county services	36.21%	36.21%	10.34%	17.24%
7	HE.7 Providing services such as information & education in nutrition, financial management, 4-H and agricultural practices	15.52%	34.48%	5.17%	44.83%
41 64					
#	Question	Inadequately	Adequately	Better than required	Don t know
1	PR&I.1 Issuing vehicle registrations, titles, and license plates	13.90%	69.52%	13.90%	2.67%
2	HE.6 Providing support services to military veterans	9.63%	24.06%	3.21%	63.10%
3	PR&I.2 Determining property market values for tax purposes and providing an appeals process	7.49%	69.52%	6.95%	16.04%
4	PR&I.3 Registering voters and conducting elections	4.28%	70.05%	16.04%	9.63%
5	PS.2 Prosecuting criminal cases	3.74%	49.73%	4.28%	42.25%
6	PR&I.4 Communicating with residents about county services	27.81%	38.50%	6.42%	27.27%
7	HE.7 Providing services such as information & education in nutrition, financial management, 4-H and agricultural practices	9.09%	31.02%	5.35%	54.55%
65 or above					
#	Question	Inadequately	Adequately	Better than required	Don t know
1	PR&I.1 Issuing vehicle registrations, titles, and license plates	9.88%	65.43%	24.69%	0.00%
2	HE.6 Providing support services to military veterans	8.64%	19.75%	3.70%	67.90%
3	PR&I.2 Determining property market values for tax purposes and providing an appeals process	7.41%	70.37%	12.35%	9.88%
4	PR&I.3 Registering voters and conducting elections	1.23%	58.02%	34.57%	6.17%
5	PS.2 Prosecuting criminal cases	1.25%	55.00%	5.00%	38.75%
6	PR&I.4 Communicating with residents about county services	24.69%	50.62%	3.70%	20.99%
7	HE.7 Providing services such as information & education in nutrition, financial management, 4-H and agricultural practices	3.70%	37.04%	4.94%	54.32%

10. How well does the County perform these services?

18 40					
#	Question	Inadequately	Adequately	Better than required	Don t know
1	PR&I.5 Providing advocacy, information, and referral services for senior citizens	1.72%	18.97%	6.90%	72.41%
2	PR&I.6 Recording and maintaining official records such as real estate deeds and marriage licenses	3.45%	60.34%	1.72%	34.48%
3	HE.8 Providing a wide variety of workforce services to businesses seeking employees	8.62%	34.48%	3.45%	53.45%
4	PR&I.7 Collecting property taxes and keeping records of property tax bills and payments	0.00%	65.52%	5.17%	29.31%
5	HE.12 Supporting economic development in Larimer County by encouraging innovation, smart business growth, and more and better jobs.	18.97%	22.41%	12.07%	46.55%
41 64					
#	Question	Inadequately	Adequately	Better than required	Don t know
1	PR&I.5 Providing advocacy, information, and referral services for senior citizens	9.09%	21.93%	4.28%	64.71%
2	PR&I.6 Recording and maintaining official records such as real estate deeds and marriage licenses	0.54%	71.51%	10.22%	17.74%
3	HE.8 Providing a wide variety of workforce services to businesses seeking employees	8.56%	27.81%	4.28%	59.36%
4	PR&I.7 Collecting property taxes and keeping records of property tax bills and payments	1.08%	75.27%	10.75%	12.90%
5	HE.12 Supporting economic development in Larimer County by encouraging innovation, smart business growth, and more and better jobs.	16.04%	33.69%	7.49%	42.78%
65 or above					
#	Question	Inadequately	Adequately	Better than required	Don t know
1	PR&I.5 Providing advocacy, information, and referral services for senior citizens	6.17%	41.98%	11.11%	40.74%
2	PR&I.6 Recording and maintaining official records such as real estate deeds and marriage licenses	0.00%	75.31%	16.05%	8.64%
3	HE.8 Providing a wide variety of workforce services to businesses seeking employees	2.47%	28.40%	4.94%	64.20%
4	PR&I.7 Collecting property taxes and keeping records of property tax bills and payments	1.23%	77.78%	16.05%	4.94%
5	HE.12 Supporting economic development in Larimer County by encouraging innovation, smart business growth, and more and better jobs.	11.11%	39.51%	6.17%	43.21%

11. How well does the County perform these services?

18 40					
#	Question	Inadequately	Adequately	Better than required	Don t know
1	PS.4 Providing alternatives to jail such as work release programs, community service, and home detention	10.53%	28.07%	10.53%	50.88%
2	HE.9 Providing a temporary place for juveniles in conflict with law enforcement or in conflict with their families	13.79%	15.52%	6.90%	63.79%
3	PS.5 Providing medical investigation of all deaths not resulting from natural causes	3.45%	20.69%	3.45%	72.41%
4	HE.10 Establishing and enforcing child support orders	15.52%	10.34%	6.90%	67.24%
5	HE.11 Providing foster care, adoption, and other child protection services	13.79%	18.97%	6.90%	60.34%
41 64					
#	Question	Inadequately	Adequately	Better than required	Don t know
1	PS.4 Providing alternatives to jail such as work release programs, community service, and home detention	9.09%	26.20%	6.95%	57.75%
2	HE.9 Providing a temporary place for juveniles in conflict with law enforcement or in conflict with their families	8.02%	17.11%	4.28%	70.59%
3	PS.5 Providing medical investigation of all deaths not resulting from natural causes	2.15%	33.33%	5.38%	59.14%
4	HE.10 Establishing and enforcing child support orders	8.56%	18.18%	5.35%	67.91%
5	HE.11 Providing foster care, adoption, and other child protection services	8.56%	24.06%	4.81%	62.57%
65 or above					
#	Question	Inadequately	Adequately	Better than required	Don t know
1	PS.4 Providing alternatives to jail such as work release programs, community service, and home detention	4.94%	33.33%	7.41%	54.32%
2	HE.9 Providing a temporary place for juveniles in conflict with law enforcement or in conflict with their families	2.47%	23.46%	3.70%	70.37%
3	PS.5 Providing medical investigation of all deaths not resulting from natural causes	0.00%	44.44%	6.17%	49.38%
4	HE.10 Establishing and enforcing child support orders	12.35%	20.99%	2.47%	64.20%
5	HE.11 Providing foster care, adoption, and other child protection services	2.47%	27.16%	0.00%	70.37%

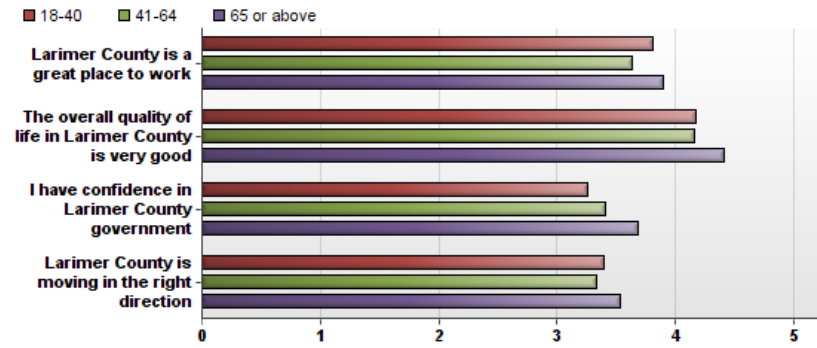
12. How important is each service to you?

18 40					
#	Question	Not so important	Important	Highly important	Don't know
1	Maintaining parks and open lands such as Horsetooth Reservoir and The Devil's Backbone	9.09%	32.73%	58.18%	0.00%
2	Maintaining non-city roads and bridges	3.64%	47.27%	49.09%	0.00%
3	Responding to non-city public safety problems and enforcing laws	5.45%	45.45%	49.09%	0.00%
4	Providing land use planning, zoning enforcement, and building inspections	16.36%	58.18%	23.64%	1.82%
5	Providing protection and rescue from wildfires and forest fires	7.27%	30.91%	60.00%	1.82%
6	Managing nontraditional land use programs, such as clustering homes, to encourage the preservation of open spaces	21.82%	32.73%	43.64%	1.82%
7	Coordinating and planning the current and future transportation needs of the county	9.09%	36.36%	54.55%	0.00%
8	Providing animal control services	21.82%	56.36%	21.82%	0.00%
41 64					
#	Question	Not so important	Important	Highly important	Don't know
1	Maintaining parks and open lands such as Horsetooth Reservoir and The Devil's Backbone	8.56%	50.80%	39.57%	1.07%
2	Maintaining non-city roads and bridges	1.60%	41.71%	55.61%	1.07%
3	Responding to non-city public safety problems and enforcing laws	6.49%	38.38%	54.05%	1.08%
4	Providing land use planning, zoning enforcement, and building inspections	12.83%	60.43%	24.60%	2.14%
5	Providing protection and rescue from wildfires and forest fires	4.30%	31.72%	62.90%	1.08%
6	Managing nontraditional land use programs, such as clustering homes, to encourage the preservation of open spaces	24.60%	41.71%	24.60%	9.09%
7	Coordinating and planning the current and future transportation needs of the county	5.88%	44.39%	44.92%	4.81%
8	Providing animal control services	13.98%	60.75%	23.66%	1.61%
65 or above					
#	Question	Not so important	Important	Highly important	Don't know
1	Maintaining parks and open lands such as Horsetooth Reservoir and The Devil's Backbone	9.88%	41.98%	48.15%	0.00%
2	Maintaining non-city roads and bridges	2.47%	32.10%	65.43%	0.00%
3	Responding to non-city public safety problems and enforcing laws	0.00%	33.75%	61.25%	5.00%
4	Providing land use planning, zoning enforcement, and building inspections	11.11%	49.38%	32.10%	7.41%
5	Providing protection and rescue from wildfires and forest fires	1.23%	22.22%	76.54%	0.00%
6	Managing nontraditional land use programs, such as clustering homes, to encourage the preservation of open spaces	22.22%	32.10%	29.63%	16.05%
7	Coordinating and planning the current and future transportation needs of the county	3.70%	40.74%	48.15%	7.41%
8	Providing animal control services	11.11%	51.85%	34.57%	2.47%

13. How well does the County perform these services?

18 40					
#	Question	Inadequately	Adequately	Better than required	Don t know
1	Maintaining parks and open lands such as Horsetooth Reservoir and The Devil's Backbone	5.26%	57.89%	31.58%	5.26%
2	Maintaining non-city roads and bridges	17.54%	68.42%	8.77%	5.26%
3	Responding to non-city public safety problems and enforcing laws	15.79%	42.11%	12.28%	29.82%
4	Providing land use planning, zoning enforcement, and building inspections	7.02%	45.61%	5.26%	42.11%
5	Providing protection and rescue from wildfires and forest fires	7.02%	59.65%	19.30%	14.04%
6	Managing nontraditional land use programs, such as clustering homes, to encourage the preservation of open spaces	8.77%	45.61%	7.02%	38.60%
7	Coordinating and planning the current and future transportation needs of the county	21.05%	38.60%	8.77%	31.58%
8	Providing animal control services	10.53%	52.63%	8.77%	28.07%
41 64					
#	Question	Inadequately	Adequately	Better than required	Don t know
1	Maintaining parks and open lands such as Horsetooth Reservoir and The Devil's Backbone	2.19%	66.67%	18.03%	13.11%
2	Maintaining non-city roads and bridges	13.66%	66.12%	6.01%	14.21%
3	Responding to non-city public safety problems and enforcing laws	8.20%	60.11%	7.65%	24.04%
4	Providing land use planning, zoning enforcement, and building inspections	6.04%	53.85%	7.69%	32.42%
5	Providing protection and rescue from wildfires and forest fires	3.85%	58.24%	21.98%	15.93%
6	Managing nontraditional land use programs, such as clustering homes, to encourage the preservation of open spaces	6.01%	36.61%	8.20%	49.18%
7	Coordinating and planning the current and future transportation needs of the county	15.85%	38.25%	6.01%	39.89%
8	Providing animal control services	9.84%	60.66%	10.38%	19.13%
65 or above					
#	Question	Inadequately	Adequately	Better than required	Don t know
1	Maintaining parks and open lands such as Horsetooth Reservoir and The Devil's Backbone	0.00%	65.00%	21.25%	13.75%
2	Maintaining non-city roads and bridges	12.50%	68.75%	10.00%	8.75%
3	Responding to non-city public safety problems and enforcing laws	3.75%	51.25%	17.50%	27.50%
4	Providing land use planning, zoning enforcement, and building inspections	3.75%	51.25%	11.25%	33.75%
5	Providing protection and rescue from wildfires and forest fires	3.75%	55.00%	31.25%	10.00%
6	Managing nontraditional land use programs, such as clustering homes, to encourage the preservation of open spaces	1.25%	33.75%	12.50%	52.50%
7	Coordinating and planning the current and future transportation needs of the county	13.75%	37.50%	5.00%	43.75%
8	Providing animal control services	3.80%	56.96%	11.39%	27.85%

14. Please click the response that comes closest to your opinion about the following.



18 40						
#	Question	Strongly Disagree	Disagree	Neither Agree nor Disagree	Agree	Strongly Agree
1	Larimer County is a great place to work	0.00%	3.45%	32.76%	43.10%	20.69%
2	The overall quality of life in Larimer County is very good	0.00%	1.72%	13.79%	50.00%	34.48%
3	I have confidence in Larimer County government	5.17%	15.52%	37.93%	31.03%	10.34%
4	Larimer County is moving in the right direction	1.72%	13.79%	37.93%	36.21%	10.34%
41 64						
#	Question	Strongly Disagree	Disagree	Neither Agree nor Disagree	Agree	Strongly Agree
1	Larimer County is a great place to work	2.67%	3.74%	34.22%	46.52%	12.83%
2	The overall quality of life in Larimer County is very good	2.67%	1.60%	6.42%	55.61%	33.69%
3	I have confidence in Larimer County government	4.81%	8.56%	40.11%	34.22%	12.30%
4	Larimer County is moving in the right direction	5.38%	10.22%	39.78%	35.48%	9.14%
65 or above						
#	Question	Strongly Disagree	Disagree	Neither Agree nor Disagree	Agree	Strongly Agree
1	Larimer County is a great place to work	0.00%	0.00%	34.57%	40.74%	24.69%
2	The overall quality of life in Larimer County is very good	0.00%	0.00%	3.70%	51.85%	44.44%
3	I have confidence in Larimer County government	0.00%	6.17%	34.57%	44.44%	14.81%
4	Larimer County is moving in the right direction	1.23%	6.17%	40.74%	41.98%	9.88%

15. In general, how easy is it to get information on services, meetings, etc. at Larimer County

#	Answer	18 40	41 64	65 or above
1	Easy (Please explain)	24.00%	32.03%	37.31%
2	Neither easy nor difficult	34.00%	21.57%	13.43%
3	Difficult (Please describe)	6.00%	10.46%	11.94%
0	Don't know or never tried	36.00%	35.95%	37.31%
	Total	50	153	67

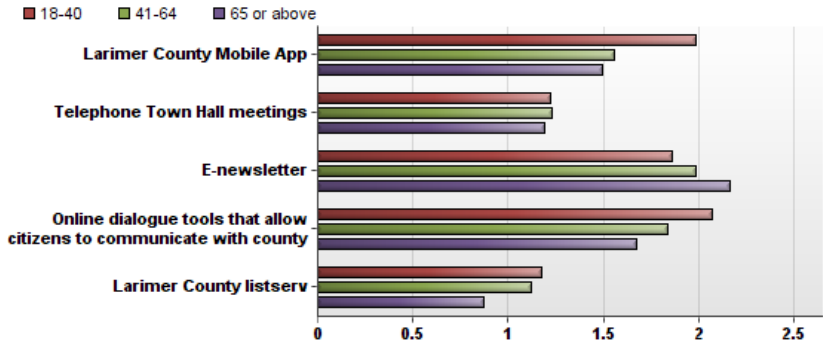
16. Used source?

18 40		
#	Question	Yes
1	Larimer County Website	78.95%
2	Newspapers print	59.65%
3	Friends, neighbors, co-workers	78.95%
4	Newspapers online	56.14%
5	Cable TV - county meetings & programs	17.54%
6	Social media such as Facebook, Twitter and You Tube	49.12%
7	Public meetings	31.58%
8	Larimer County email subscription services	14.04%
9	Non-Cable TV	16.07%
10	Utility Bill Inserts	56.14%
11	Radio	47.37%
12	Internet Streaming of County meetings	8.77%
41 64		
#	Question	Yes
1	Larimer County Website	74.87%
2	Newspapers print	58.38%
3	Friends, neighbors, co-workers	63.33%
4	Newspapers online	45.60%
5	Cable TV - county meetings & programs	17.13%
6	Social media such as Facebook, Twitter and You Tube	21.74%
7	Public meetings	38.80%
8	Larimer County email subscription services	17.58%
9	Non-Cable TV	10.06%
10	Utility Bill Inserts	45.86%
11	Radio	34.44%
12	Internet Streaming of County meetings	8.84%
65 or above		
#	Question	Yes
1	Larimer County Website	74.36%
2	Newspapers print	59.49%
3	Friends, neighbors, co-workers	63.29%
4	Newspapers online	41.77%
5	Cable TV - county meetings & programs	18.99%
6	Social media such as Facebook, Twitter and You Tube	10.26%
7	Public meetings	41.77%
8	Larimer County email subscription services	12.82%
9	Non-Cable TV	15.19%
10	Utility Bill Inserts	49.37%
11	Radio	38.46%
12	Internet Streaming of County meetings	12.82%

17. If Used, Usefulness?

18 40		
#	Question	Useful
1	Larimer County Website	82.22%
2	Newspapers print	77.14%
3	Friends, neighbors, co-workers	95.35%
4	Newspapers online	72.73%
5	Cable TV - county meetings & programs	33.33%
6	Social media such as Facebook, Twitter and You Tube	87.50%
7	Public meetings	64.00%
8	Larimer County email subscription services	68.75%
9	Non-Cable TV	35.71%
10	Utility Bill Inserts	66.67%
11	Radio	68.97%
12	Internet Streaming of County meetings	63.64%
41 64		
#	Question	Useful
1	Larimer County Website	91.49%
2	Newspapers print	73.04%
3	Friends, neighbors, co-workers	81.98%
4	Newspapers online	75.86%
5	Cable TV - county meetings & programs	54.17%
6	Social media such as Facebook, Twitter and You Tube	60.71%
7	Public meetings	78.95%
8	Larimer County email subscription services	77.78%
9	Non-Cable TV	31.43%
10	Utility Bill Inserts	71.91%
11	Radio	75.00%
12	Internet Streaming of County meetings	47.22%
65 or above		
#	Question	Useful
1	Larimer County Website	93.10%
2	Newspapers print	81.25%
3	Friends, neighbors, co-workers	87.76%
4	Newspapers online	74.29%
5	Cable TV - county meetings & programs	60.00%
6	Social media such as Facebook, Twitter and You Tube	35.71%
7	Public meetings	80.00%
8	Larimer County email subscription services	60.00%
9	Non-Cable TV	60.00%
10	Utility Bill Inserts	79.49%
11	Radio	86.21%
12	Internet Streaming of County meetings	78.57%

18. Listed below are NEW ways we are considering communicating with citizens. Please indicate your interest in each of these new sources, if they were provided.



18 40					
#	Question	No interest	Some interest	Strong interest	Don t know/Not sure
1	Larimer County Mobile App	31.03%	39.66%	29.31%	0.00%
3	Telephone Town Hall meetings	63.79%	29.31%	0.00%	6.90%
4	E-newsletter	29.31%	44.83%	22.41%	3.45%
5	Online dialogue tools that allow citizens to communicate with county	29.31%	34.48%	36.21%	0.00%
6	Larimer County listserv	41.38%	27.59%	6.90%	24.14%
41 64					
#	Question	No interest	Some interest	Strong interest	Don t know/Not sure
1	Larimer County Mobile App	39.04%	38.50%	13.37%	9.09%
3	Telephone Town Hall meetings	59.46%	25.95%	3.78%	10.81%
4	E-newsletter	15.05%	51.61%	26.88%	6.45%
5	Online dialogue tools that allow citizens to communicate with county	20.32%	43.32%	25.67%	10.70%
6	Larimer County listserv	31.18%	28.49%	8.06%	32.26%
65 or above					
#	Question	No interest	Some interest	Strong interest	Don t know/Not sure
1	Larimer County Mobile App	48.10%	31.65%	12.66%	7.59%
3	Telephone Town Hall meetings	78.21%	8.97%	7.69%	5.13%
4	E-newsletter	16.46%	46.84%	35.44%	1.27%
5	Online dialogue tools that allow citizens to communicate with county	20.25%	46.84%	17.72%	15.19%
6	Larimer County listserv	26.58%	11.39%	12.66%	49.37%

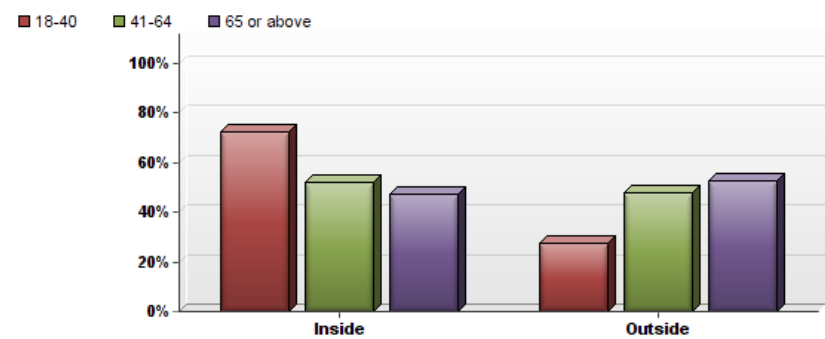
18 40					
Statistic	Larimer County Mobile App	Telephone Town Hall meetings	E newsletter	Online dialogue tools that allow citizens to communicate with county	Larimer County listserv
Min Value	1	0	0	1	0
Max Value	3	2	3	3	3
Mean	1.98	1.22	1.86	2.07	1.17
Variance	0.61	0.32	0.65	0.66	0.78
Standard Deviation	0.78	0.56	0.80	0.81	0.88
Total Responses	58	58	58	58	58
41 64					
Statistic	Larimer County Mobile App	Telephone Town Hall meetings	E newsletter	Online dialogue tools that allow citizens to communicate with county	Larimer County listserv
Min Value	0	0	0	0	0
Max Value	3	3	3	3	3
Mean	1.56	1.23	1.99	1.84	1.12
Variance	0.70	0.47	0.68	0.87	0.92
Standard Deviation	0.84	0.69	0.83	0.93	0.96
					18

Total Responses	187	185	186	187	186
65 or above					
Statistic	Larimer County Mobile App	Telephone Town Hall meetings	E newsletter	Online dialogue tools that allow citizens to communicate with county	Larimer County listserv
Min Value	0	0	0	0	0
Max Value	3	3	3	3	3
Mean	1.49	1.19	2.16	1.67	0.87
Variance	0.66	0.42	0.55	0.89	1.11
Standard Deviation	0.81	0.65	0.74	0.94	1.05
Total Responses	79	78	79	79	79

19. Other type(s) of new communication services we should consider that are not listed above?

18 40
Text Response
we are no longer able to get the local channel with direct tv. it would be nice to be able to watch the meetings again.
Text
Print newsletter, info that goes with utility bill. Annual "report card" that summarizes impacts of county services on community.
The free Paper
Podcast
Emergency Alert Texts
41 64
Text Response
Nextdoor.com
none
column in estes newspaper
having a chat option on website for any reason you need help
twitter
mailed newsletter
Social Media and having people attend local community events.
Nextdoor.com
Development alerts
Snailmail
RSS feed
reverse 911 if needed
krfc talk shows, newspaper
Not sure what 'listserv' is
twitter
65 or above
Text Response
I would hope that the County would look less at Social Media and more at things like Apps and their website. When information is critical it is best served from one location, thus keeping rumors and comments to a minimum.
Capability to opt in to receive a message via email, phone, or text to residents of a localized area that may be affected by some happening.
let people go county offices

20. Do you live inside or outside the city limits?

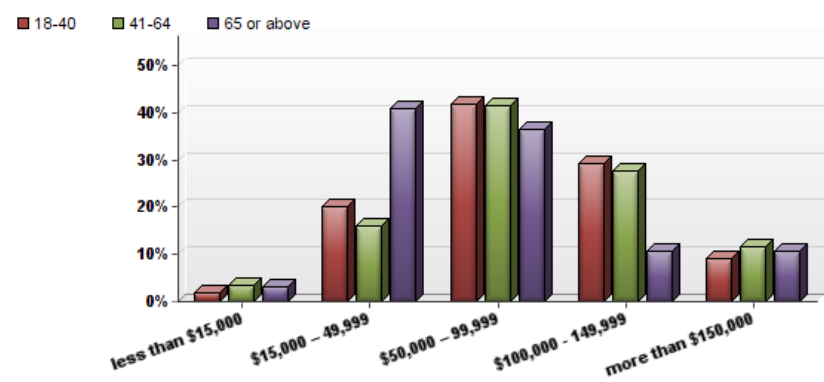


#	Answer	under 18	18 40	41 64	65 or above
1	Inside	0.00%	72.41%	51.87%	47.50%
2	Outside	0.00%	27.59%	48.13%	52.50%
	Total	0	58	187	80

21. How old are you?

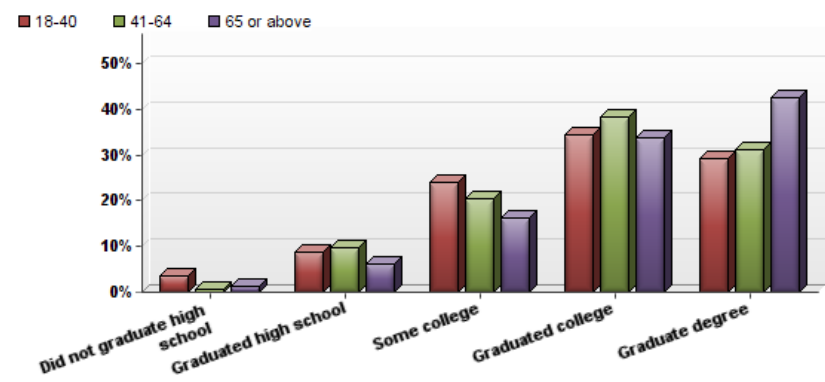
#	Answer	under 18	18 40	41 64	65 or above
1	under 18	0	0	0	0
2	18-40	0	58	0	0
3	41-64	0	0	187	0
4	65 or above	0	0	0	81
	Total	0	58	187	81

22. What is your total household income (gross, pre-tax)?



#	Answer	18 40	41 64	65 or above
1	less than \$15,000	1.82%	3.33%	3.03%
2	\$15,000 – 49,999	20.00%	16.11%	40.91%
3	\$50,000 – 99,999	41.82%	41.67%	36.36%
4	\$100,000 - 149,999	29.09%	27.78%	10.61%
5	more than \$150,000	9.09%	11.67%	10.61%
	Total	56	181	67

23. What is your level of education?

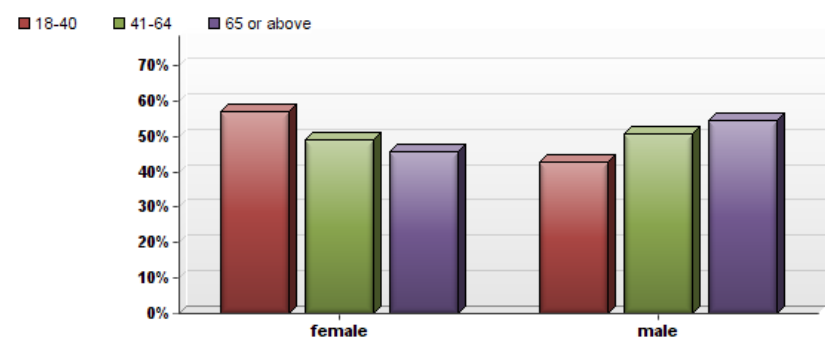


#	Answer	18 40	41 64	65 or above
1	Did not graduate high school	3.45%	0.54%	1.25%
2	Graduated high school	8.62%	9.68%	6.25%
3	Some college	24.14%	20.43%	16.25%
4	Graduated college	34.48%	38.17%	33.75%
5	Graduate degree	29.31%	31.18%	42.50%
	Total	58	186	80

24. What is your ethnicity?

#	Answer	18 40	41 64	65 or above
1	African-American	0.00%	0.00%	1.27%
2	American Indian	0.00%	0.54%	0.00%
3	Asian	0.00%	0.00%	1.27%
4	Caucasian	91.07%	92.47%	93.67%
5	Hispanic	7.14%	4.30%	1.27%
6	other race	1.79%	2.69%	2.53%
	Total	56	186	79

25. What is your gender?



#	Answer	18 40	41 64	65 or above
1	female	57.14%	49.20%	45.68%
2	male	42.86%	50.80%	54.32%
	Total	56	187	81