



ULTIPRO MOBILE APP FOR IPHONES – INSTALL AND LOG IN

In the App Store, look up UltiPro and click "GET."



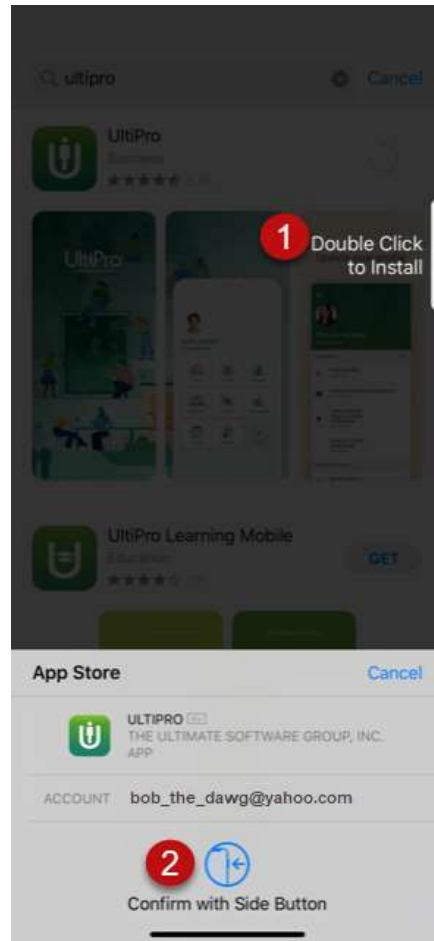
Follow the directions on your screen to install.



Click "Open."



Enter the Company Access Code (Larimer1861).



Choose one of the two methods below to log in, based on how you usually access UltiPro (either directly by going to <https://nw12.ultipro.com/login.aspx> or by using the Okta link on your work computer).

Note: If you've never registered for direct access or authenticated Okta access, you will want to do that on a regular workstation before using the mobile app.

Door #1 - Direct Access

You normally log into UltiPro with an email address and a password

7:03
App Store
Cancel login.ultipro.com AA ↻

UltiPro
— by ULTIMATE SOFTWARE —

If you don't use the Big Blue O (Okta)

Sign In

Use SSO (Corporate Credentials)

- or use your UltiPro account -

1 Username
Enter your full email address

2 Password
and your UltiPro password

3 Sign In

Forgot your password?

Door #2 - Single Sign-On

You normally use the link in your browser's toolbar and select UltiPro.

7:03
App Store
Cancel login.ultipro.com AA ↻

UltiPro
— by ULTIMATE SOFTWARE —

If you use the Big Blue O (Okta) on the County network, click here

Sign In

Use SSO (Corporate Credentials)

- or use your UltiPro account -

1 Username
Enter your computer login

2 Password
and your normal password

3 Sign In

Forgot your password?

7:03
App Store
Cancel login.ultipro.com AA ↻

UltiPro
— by ULTIMATE SOFTWARE —

Sign In

Use SSO (Corporate Credentials)

- or use your UltiPro account -

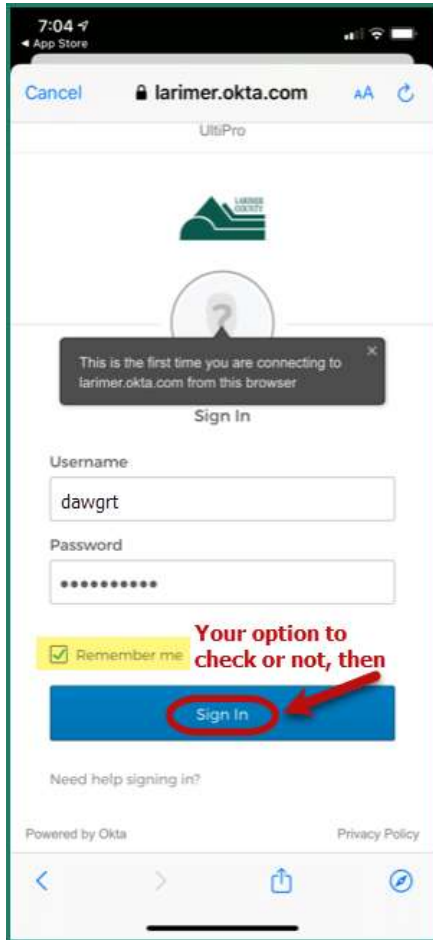
1 Username
Enter your computer login

2 Password
and your normal password


3 Sign In

Forgot your password?

If you logged in with Okta, you should see this screen next.



Depending on the model of your phone, you may see this.



Tah-dah!

