

VITAL STATS

Gross Regional Product Per Capita

\$43,820

chained 2009 dollars



Rank: 3rd of 7 MSAs

Median Household Income

\$69,102



Rank: 5th of 9 Counties

Total Jobs

157,774



Unemployment Rate

2.4%



Population

350,518



Population Growth (1-year change)

1.9%



Rank: 1st of 9

Rankings are based on membership in one of these groups:

9 COUNTY GROUP

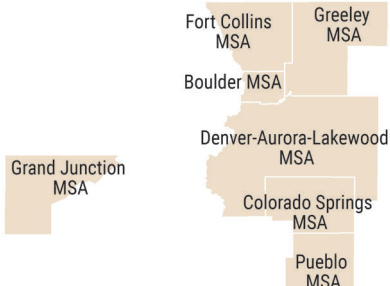
DAILY WORKFORCE EXCHANGE



Each county here has been consistently included in both the top Colorado counties that are home to employees of Larimer-based employers and the top Colorado counties where employers of Larimer residents are based since 2005 (U.S. Census Bureau, LEHD).

7 METROPOLITAN AREAS

COLORADO'S METROS



Metropolitan Statistical Areas (MSAs) are geographical regions with a high population density core and close economic ties throughout the area. These are Census defined areas that are used as units for analysis or statistical estimates.

13 STATES

COMPETITIVE WORKER EXCHANGE



Employers in these states trade talent with Colorado. These states are generally among the top states each year both for a Coloradoan to move to for a job and for someone to move to Colorado for a job (U.S. Census Bureau, Job-to-Job Flows Explorer).

More topics, charts, graphs and data downloads can be found at www.larimer.org/ewd-data-dashboard

The Workforce Development Board is especially grateful for our committed members and the guidance and support they provide.

Eric Lea, *Chair* (Robert Half)
Joyce Saffel, *Chair-Elect* (Columbine Health Systems)
Nancy Patton, *Secretary/Treasurer* (Canvas Credit Union)
Teri Brogdon (Salud Family Health Centers)
Zach Collins (Denver Pipefitters Local 208)
Miranda DeZwarte (Nutrien)
Bill Dowling (CO Dept. of Labor and Employment)
Stacy Evans (Division of Vocational Rehabilitation)
Debbie Glasco (McWhinney Real Estate)
Kathy Hanson (Poudre School District)
Ann Hutchison (Fort Collins Area Chamber of Commerce)
Steve Johnson (Larimer County)
Mark Kennedy (UC Health)

Associate Members



Jan Barela-Smith (Educational Opportunity Center, CSU)
Jan Harrison (Poudre School District)

Heather Lelchook (Aims Community College)
Richard Martinez (Retired Public Power)
Tracy Mead (Project Self-Sufficiency)
Mike O'Connell (Small Business Development Center)
Sylvia Robinson (Tolmar Inc.)
Miki Roth (The Group, Inc.)
Jean Runyon (Front Range Community College)
Jackie Sindelar (Neuworks Mechanical, Inc.)
Beth Sowder (City of Fort Collins)
Deb Spotts (CSU Occupational Therapy - Center for Community Partnerships)
Grant Thayer (LPR Construction)
Margie Wagner (Center for Adult Learning)

George Newman (Front Range Community College)
David Slivken (Poudre River Public Library District)

This project has grown out of the input, guidance, assistance and collaboration of many individuals and teams. Detailed acknowledgements are available in the online dashboard.

Cover image credits: Mural in Berthoud, Old Town Fort Collins Alleyway – Alisha Jeffers; Vientez-Smith Park – Sharon Veit; Larimer County Fair, High Meadows – Larimer County Communications Photos, author(s) uncredited.
Data source citations and methods available in the online dashboard at www.larimer.org/ewd-data-dashboard



Economic and Workforce Health Data Dashboard

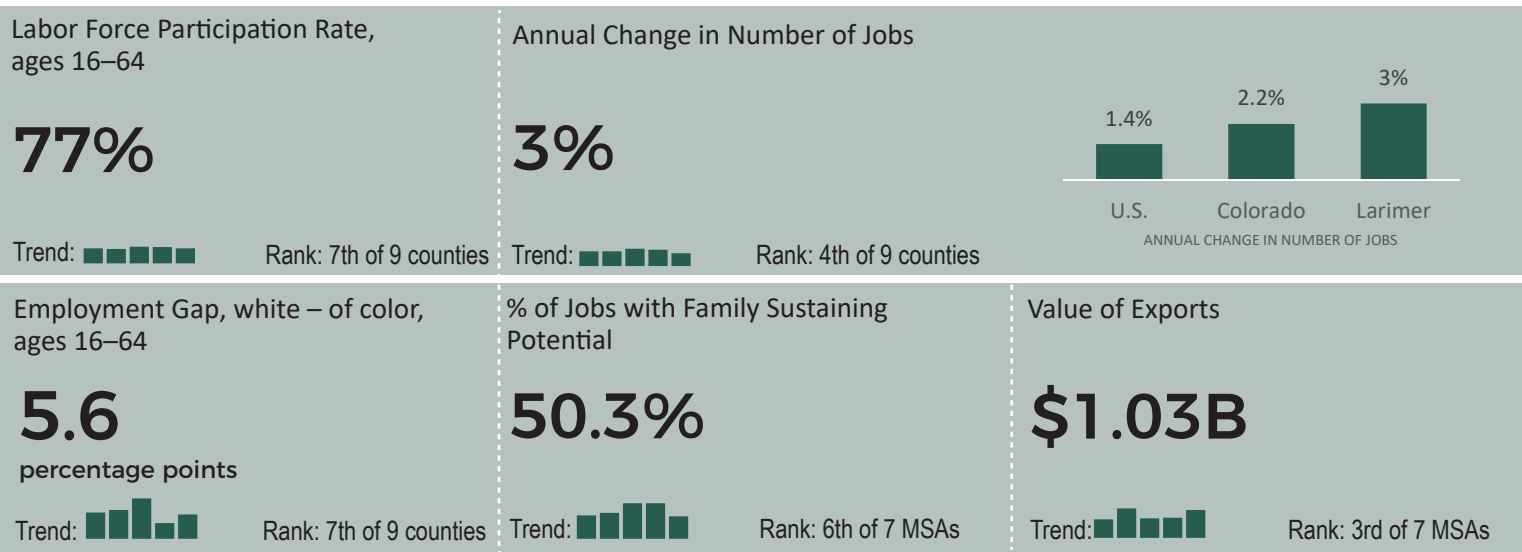


Larimer County Courthouse, 200 West Oak Street, Suite 5000, Fort Collins, Colorado 80521
Loveland Campus, 200 Peridot Avenue, Suite 1100, Loveland, Colorado 80537

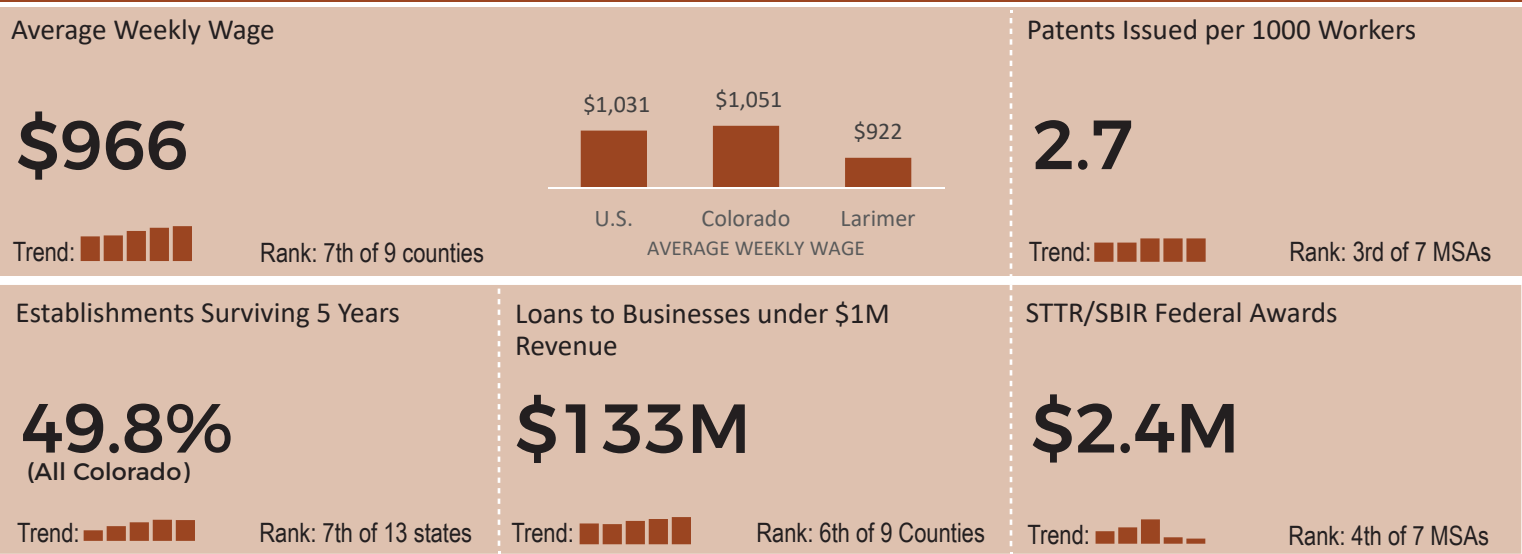
The **Economic and Workforce Health Data Dashboard** tracks Larimer County's change on economic and social topics that impact our economy, workforce and community experience.

This annual update is a companion to **our detailed online dashboard**. It provides an overview and shares highlights from the in-depth digital version. **For additional detail on topics and data sources, as well as more comparisons and downloadable charts and data tables, please visit www.larimer.org/ewd-data-dashboard**

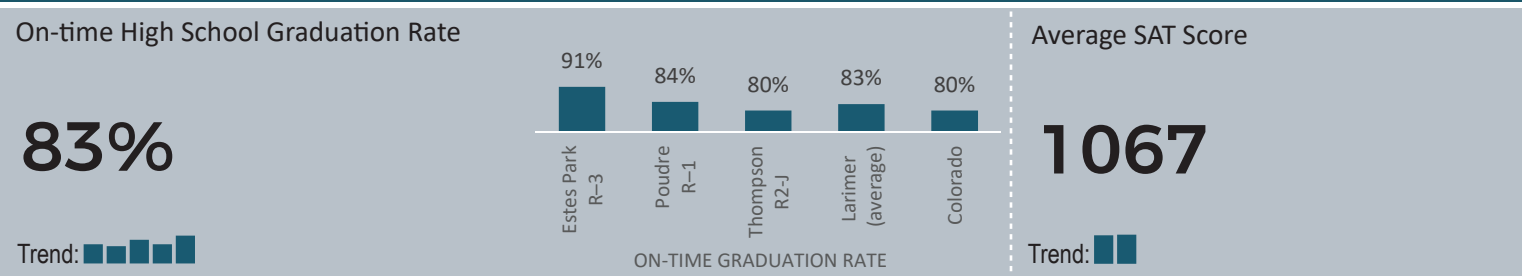
ECONOMY



BUSINESS VITALITY

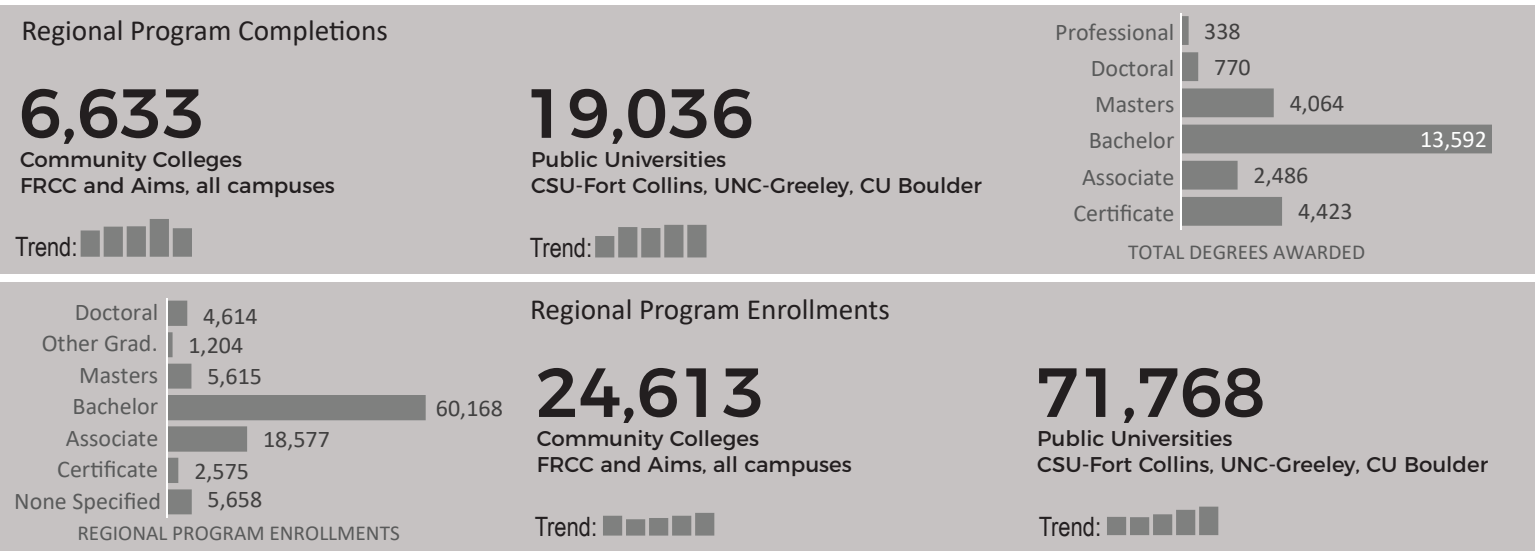


K - 12 EDUCATION

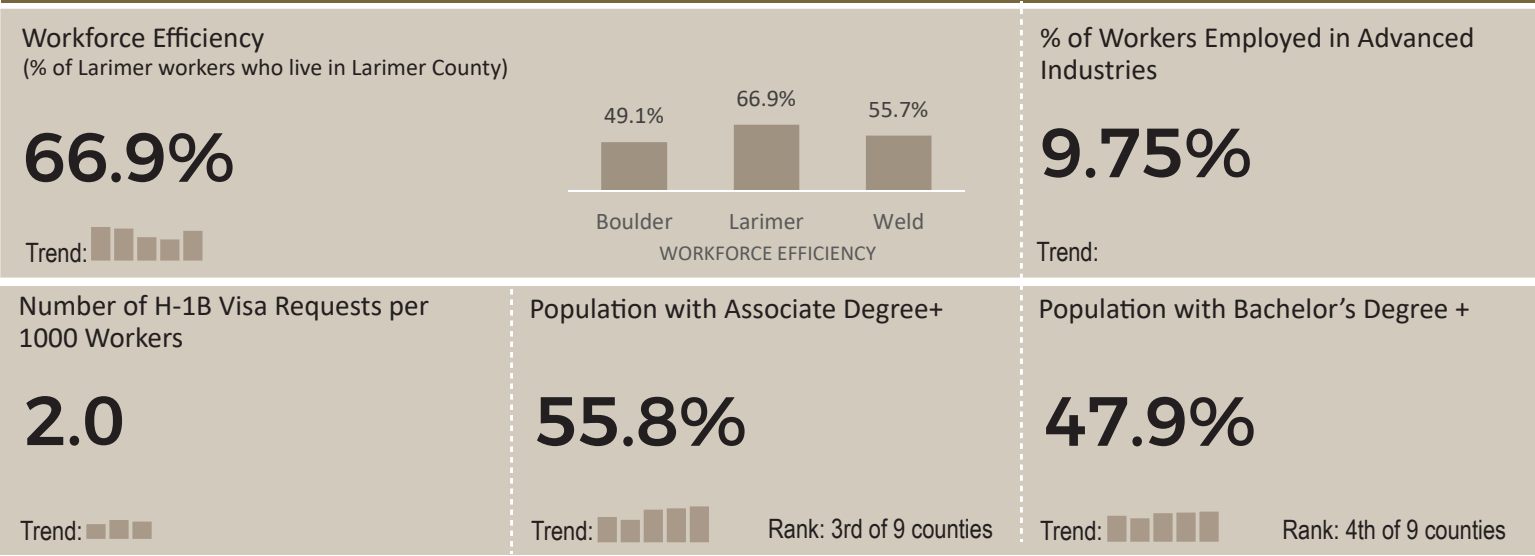


RANK first = Most Favorable, Last = Least Favorable, comparison groups detailed on last page
If rank or trend is unavailable, it is because the measure cannot be appropriately treated as a ranked item or time series.


HIGHER EDUCATION



WORKFORCE TALENT



QUALITY OF LIFE



TREND includes the 5 most recent annual measurements.
All measures are for the most recently available data year as of 3/29/2019. All measures for Larimer County unless otherwise specified.