



Town of Wellington 2023 Annual Report

Dispatched

Wellington 2023 Call Totals

Officer-Initiated Activity

Dispatched / Off-Init Activity

2023 Total Calls: 6,134
Dispatched Calls: 2,043
Officer-Initiated: 4,091

Incident	Disp
911 HANG UP	17
ABANDONED VEH	24
ALARM BURGLAR	46
ALARM PANIC	14
ALCOHOL CONTACT	2
ANIMAL CRUELTY	1
ANIMAL PROBLEM	134
ARSON	1
ASSAULT	15
ASSIST BUSINESS	28
ASSIST CITIZEN	141
ASSIST FIRE DEPT	9
ASSIST MEDICAL	28
ASSIST OTH AGENCY	59
BURGLARY COLD	4
BURGLARY IN PROG	5
CHILD ABUSE/NEG	7
CHILD FOUND	2
CHILD LOCKED IN VEH	1
CITIZEN COMPLAINT	1
CIVIL ATTEMPT	73
CIVIL ISSUE	37
CIVIL STANDBY	6
CRIMINAL MISCHIEF	35
DEATH INV	3
DISORDERLY COND	4
DISTURB COLD	11
DISTURB PHYSICAL	17
DISTURB VERBAL	38
DRUG/NARC	16
DRUNKENNESS	5
DUI/DUID ARREST	6
ECHO MEDICAL	2
FAMILY PROBLEMS	105
FIREWORKS	54
FRAUD	39
GRAFFITI	3
HARASSMENT	62
HIT AND RUN	19
JUVENILE	52
LIQUOR COMP CK	2
LITTERING	1
MENTAL HEALTH	39
MISSING ADULT	2
MISSING CHILD	5

Incident	Disp
MISSING RUNAWAY	5
MOTORIST ASSIST	3
MUNICIPAL VIOL	13
MVA EXTRICATION	1
MVA INJURY	6
MVA NON-INJURY	29
NEIGHBOR PROBLEM	27
NOISE COMPLAINT	48
OUT EXTRA PATROL	1
PARKS INCIDENT	1
PARTY COMPLAINT	3
PERSON DOWN	1
PRIVATE TOW/REPO	35
PROPERTY FOUND	8
PROPERTY LOST	14
PROWLER	1
REDDI REPORT	18
RESTRAIN ORD VIOL	18
ROBBERY	3
SAFE2TELL	19
SCAM	17
SCHOOL CHECK	4
SEX OFFENSE	14
SHOOTING	3
SHOOTING COLD	1
SHOPLIFTING	5
SOLICITOR	2
SUICIDE ATTEMPT	7
SUICIDE THREAT	30
SUSP CIRC IN PROG	192
SUSP CIRC COLD	65
THEFT COLD	40
THEFT IN PROGRESS	5
TRANSIENT	8
TRESPASS COLD	18
VEHICLE RECOVERY	4
VEHICLE THEFT	14
VEHICLE TRESPASS	13
VIN CHECK	13
WARRANT ARREST	5
WEAPONS COLD	2
WEAPONS COMP	5
WELFARE CHECK	145
Total	2,043

Incident	Off-Init
ABANDONED VEH	29
ANIMAL CRUELTY	1
ANIMAL PROBLEM	14
ASSAULT	1
ASSIST BUSINESS	10
ASSIST CITIZEN	33
ASSIST FIRE DEPT	1
ASSIST MEDICAL	7
ASSIST OTH AGENCY	15
BAR CHECK	34
BIKE CONTACT	12
BIKE PATROL	9
BURGLARY IN PROG	1
CHILD ABUSE/NEG	1
CITIZEN COMP	1
CIVIL ATTEMPT	33
CIVIL ISSUE	5
CIVIL STANDBY	1
COMM POLICING	13
CRIMINAL MISCHIEF	7
DEATH INV	1
DHS REFERRAL	1
DIRECTED PATROL	306
DISTURB COLD	1
DISTURB VERBAL	2
DRUG/NARC	7
DRUNKENNESS	1
DUI/DUID ARREST	2
EVICITION	3
EXTRA PATROL	1687
FAMILY PROB	1
FIREWORKS	23
FRAUD	9
HARASSMENT	5
JUVENILE	13
K9 ASSIST	2
LIQUOR COMP CK	10

Incident	Off-Init
MISSING CHILD	1
MISSING RUNAWAY	1
MOTORIST ASSIST	32
MUNICIPAL VIOL	142
MVA NON-INJURY	3
NEIGHBOR PROB	1
ON FOOT	31
OUT EXTRA PATROL	9
PARKING	26
PROPERTY FOUND	8
PROPERTY LOST	3
REDDI REPORT	1
RESTRAIN ORD VIOL	2
SAFE2TELL	3
SCAM	1
SCHOOL CHECK	106
SEX OFF COMP CK	61
SEX OFFENSE	10
SOLICITOR	1
SUBJECT/PED STOP	96
SUSP CIRC IN PROG	42
SUSP CIRC COLD	7
TARGETED PATROL	2
THEFT COLD	3
THEFT IN PROG	1
TRAFFIC PURSUIT	4
TRAFFIC RELATED	74
TRAFFIC STOP	965
TRANSIENT	1
TRESPASS COLD	2
TRESPASS IN PROG	1
VEHICLE RECOVERY	1
VEHICLE THEFT	1
VIN CHECK	90
WARRANT ARREST	18
WARRANT ATTEMPT	34
WELFARE CHECK	5
Total	4,091

2021-2023 Dispatched Call Comparison

2021-2023 Average / % Change

Incident	2021	2022	Avg	2023	%Chg/Avg
911 HANG UP	13	16	15	17	13%
ABANDONED VEH	16	14	15	24	60%
ALARM BURGLAR	91	58	75	46	-39%
ALARM PANIC	12	21	17	14	-18%
ALCOHOL CONT	0	1	1	2	100%
ANIMAL CRUELTY	2	4	3	1	-67%
ANIMAL PROB	82	87	85	134	58%
ARSON	0	1	1	1	0%
ASSAULT	15	21	18	15	-17%
ASSIST BUSINESS	17	27	22	28	27%
ASSIST CITIZEN	116	106	111	141	27%
ASSIST FIRE DEPT	5	21	13	9	-31%
ASSIST MEDICAL	21	40	31	28	-10%
ASSIST OTH AGEN	57	56	57	59	4%
BURGLARY COLD	4	4	4	4	0%
BURG IN PROG	0	1	1	5	400%
CHILD ABUSE/NEG	3	7	5	7	40%
CHILD FOUND	3	6	5	2	-60%
CHILD LOCK IN VEH	2	2	2	1	-50%
CITIZEN COMP	0	1	1	1	0%
CIVIL ATTEMPT	23	62	43	73	70%
CIVIL ISSUE	95	55	75	37	-51%
CIVIL STANDBY	6	14	10	6	-40%
CRIM MISCHIEF	32	34	33	35	6%
DEATH INV	2	1	2	3	50%
DISORDERLY COND	0	1	1	4	300%
DISTURB COLD	14	11	13	11	-15%
DISTURB PHYS	12	11	12	17	42%
DISTURB VERBAL	31	37	34	38	12%
DRUG/NARC	8	13	11	16	45%
DRUNKENNESS	3	2	3	5	67%
DUI/DUID ARR	5	6	6	6	0%
ECHO MEDICAL	3	4	4	2	-50%
FAMILY PROB	88	90	89	105	18%
FIREWORKS	49	67	58	54	-7%
FRAUD	62	43	53	39	-26%
GRAFFITI	2	2	2	3	50%
HARASSMENT	54	58	56	62	11%
HIT AND RUN	16	12	14	19	36%
JUVENILE	54	58	56	52	-7%
LIQUOR COMP CK	0	1	1	2	100%
LITTERING	2	0	1	1	0%
MENTAL HEALTH	17	21	19	39	105%
MISSING ADULT	4	6	5	2	-60%
MISSING CHILD	12	14	13	5	-62%
MISSING RUNAWAY	18	12	15	5	-66%
MOTORIST ASSIST	0	3	2	3	50%
MUNICIPAL VIOL	2	0	1	13	1200%
MVA EXTRICATION	0	0	0	1	N/C
MVA INJURY	4	8	6	6	0%
MVA NON-INJURY	25	39	32	29	-9%
NEIGHBOR PROB	20	34	27	27	0%
NOISE COMPLAINT	40	35	38	48	26%
OUT EXTRA PATROL	0	0	0	1	N/C
PARKS INCIDENT	0	1	1	1	0%
PARTY COMPLAINT	3	4	4	3	-25%
PERSON DOWN	0	0	0	1	N/C
PRIVATE TOW/REPO	30	1	16	35	119%
PROPERTY FOUND	0	17	9	8	-11%
PROPERTY LOST	0	8	4	14	250%
PROWLER	0	1	1	1	0%
REDDI REPORT	19	26	23	18	22%
RESTRAIN ORD VIOL	11	25	18	18	0%
ROBBERY	0	1	1	3	200%
SAFE2TELL	13	18	16	19	19%
SCAM	21	16	19	17	-11%
SCHOOL CHECK	0	2	1	4	300%
SEX OFFENSE	10	13	12	14	17%
SHOOTING	0	3	2	3	50%
SHOOTING COLD	0	1	1	1	0%
SHOPLIFTING	4	7	6	5	-17%
SOLICITOR	3	3	3	2	-33%
SUICIDE ATTEMPT	6	10	8	7	-13%
SUICIDE THREAT	27	44	36	30	17%
SUSP CIRC IN PROG	200	202	201	192	-4%
SUSP CIRC COLD	0	64	32	65	103%
THEFT COLD	50	51	51	40	22%
THEFT IN PROGRESS	5	6	6	5	-17%
TRANSIENT	3	6	5	8	60%
TRESPASS COLD	15	21	18	18	0%
VEHICLE RECOVERY	1	1	1	17	1600%
VEHICLE THEFT	13	14	14	14	0%
VEHICLE TRESPASS	19	21	20	13	-35%
VIN CHECK	30	10	20	2	-90%
WARRANT ARREST	4	11	8	5	-38%
WEAPONS COLD	0	0	0	2	N/C
WEAPONS COMP	5	3	4	5	25%
WELFARE CHECK	122	103	113	145	28%
	1,776	1,962	1,869	2,043	9%

2022-2023 % Change

Incident	2022	2023	%Chg	Incident	2022	2023	%Chg
911 HANG UP	16	17	6%	MISSING CHILD	14	5	-64%
ABANDONED VEH	14	24	71%	MISSING RUNAWAY	12	5	-58%
ALARM BURGLAR	58	46	-21%	MOTORIST ASSIST	3	3	0%
ALARM PANIC	21	14	-33%	MUNICIPAL VIOL	0	13	N/C
ALCOHOL CONT	1	2	100%	MVA EXTRICATION	0	1	N/C
ANIMAL CRUELTY	4	1	-75%	MVA INJURY	8	6	-25%
ANIMAL PROB	87	134	54%	MVA NON-INJURY	39	29	-26%
ARSON	1	1	0%	NEIGHBOR PROB	34	27	-21%
ASSAULT	21	15	-29%	NOISE COMPLAINT	35	48	37%
ASSIST BUSINESS	27	28	4%	OUT EXTRA PATROL	0	1	N/C
ASSIST CITIZEN	106	141	33%	PARKS INCIDENT	1	1	0%
ASSIST FIRE DEPT	21	9	-57%	PARTY COMPLAINT	4	3	-25%
ASSIST MEDICAL	40	28	-30%	PERSON DOWN	0	1	N/C
ASSIST OTH AGEN	56	59	5%	PRIVATE TOW/REPO	1	35	3400%
BURGLARY COLD	4	4	0%	PROPERTY FOUND	17	8	-53%
BURG IN PROG	1	5	400%	PROPERTY LOST	8	14	75%
CHILD ABUSE/NEG	7	7	0%	PROWLER	1	1	0%
CHILD FOUND	6	2	-67%	REDDI REPORT	26	18	-31%
CHILD LOCK IN VEH	2	1	-50%	RESTRAIN ORD VIOL	25	18	-28%
CITIZEN COMP	1	1	0%	ROBBERY	1	3	200%
CIVIL ATTEMPT	62	73	18%	SAFE2TELL	18	19	6%
CIVIL ISSUE	55	37	-33%	SCAM	16	17	6%
CIVIL STANDBY	14	6	-57%	SCHOOL CHECK	2	4	100%
CRIM MISCHIEF	34	35	3%	SEX OFFENSE	13	14	8%
DEATH INV	1	3	200%	SHOOTING	3	3	0%
DISORDERLY COND	1	4	300%	SHOOTING COLD	1	1	0%
DISTURB COLD	11	11	0%	SHOPLIFTING	7	5	-29%
DISTURB PHYS	11	17	55%	SOLICITOR	3	2	-33%
DISTURB VERBAL	37	38	3%	SUICIDE ATTEMPT	10	7	-30%
DRUG/NARC	13	16	23%	SUICIDE THREAT	44	30	-32%
DRUNKENNESS	2	5	150%	SUSP CIRC IN PROG	202	192	-5%
DUI/DUID ARR	6	6	0%	SUSP CIRC COLD	64	65	2%
ECHO MEDICAL	4	2	-50%	THEFT COLD	51	40	-22%
FAMILY PROB	90	105	17%	THEFT IN PROGRESS	6	5	-17%
FIREWORKS	67	54	-19%	TRANSIENT	6	8	33%
FRAUD	43	39	-9%	TRESPASS COLD	21	18	-14%
GRAFFITI	2	3	50%	VEHICLE RECOVERY	1	17	1600%
HARASSMENT	58	62	7%	VEHICLE THEFT	14	14	0%
HIT AND RUN	12	19	58%	VEHICLE TRESPASS	21	13	-38%
JUVENILE	58	52	-10%	VIN CHECK	10	2	-80%
LIQUOR COMP CK	1	2	100%	WARRANT ARREST	11	5	-55%
LITTERING	0	1	N/C	WEAPONS COLD	0	2	N/C
MENTAL HEALTH	21	39	86%	WEAPONS COMP	3	5	67%
MISSING ADULT	6	2	-67%	WELFARE CHECK	103	145	41%
					1,962	2,043	4%

2021-2023 Officer-Initiated Activity Comparison

2021-2023 Average / % Change					
Incident	2021	2022	Avg	Off-Init	%Chg/Avg
ABANDONED VEH	24	16	20	29	45%
ANIMAL CRUELTY	1	0	1	1	0%
ANIMAL PROBLEM	61	10	36	14	-61%
ARSON	1	0	1	0	-100%
ASSAULT	5	2	4	1	-75%
ASSIST BUSINESS	95	19	57	10	-82%
ASSIST CITIZEN	2	65	34	33	-3%
ASSIST FIRE DEPT	3	4	4	1	-75%
ASSIST MEDICAL	6	3	5	7	40%
ASSIST OTH AG	27	18	23	15	-35%
BAR CHECK	8	2	5	34	580%
BIKE CONTACT	3	1	2	12	500%
BIKE PATROL	0	0	0	9	N/C
BURG IN PROG	2	1	2	1	-50%
CHILD ABUSE/NEG	0	0	0	1	N/C
CITIZEN COMP	0	0	0	1	NC
CIVIL ATTEMPT	13	52	33	33	0%
CIVIL ISSUE	26	3	15	5	-67%
CIVIL STANDBY	1	2	2	1	-50%
COMM POLICING	0	1	1	13	1200%
CRIM MISCHIEF	8	5	7	7	0%
DEATH INV	0	1	1	1	0%
DHS REFERRAL	1	0	1	1	0%
DIRECTED PATROL	509	389	449	306	-32%
DISTURB COLD	6	2	4	1	-75%
DISTURB VERBAL	5	0	3	2	-33%
DRUG/NARC	5	5	5	7	40%
DRUNKENNESS	0	0	0	1	N/C
DUI/DUID ARREST	13	7	10	2	-80%
EVICTON	1	2	2	3	50%
EXTRA PATROL	0	1257	629	1687	168%
FAMILY PROB	9	0	5	1	-80%
FIREWORKS	5	13	9	23	156%
FRAUD	11	9	10	9	-10%
HARASSMENT	4	4	4	5	25%
JUVENILE	12	6	9	13	44%
K9 ASSIST	0	0	0	2	N/C
LIQUOR COMP CK	0	3	2	10	400%
MENTAL HEALTH	1	1	1	0	-100%
MISSING ADULT	1	2	2	0	-100%
MISSING CHILD	2	1	2	1	-50%
MISSING RUNAW	2	1	2	1	-50%

2022-2023 % Change							
Incident	2022	2023	%Chg	Incident	2022	2023	%Chg
ABANDON VEH	16	29	81%	MOTORIST ASSIST	35	32	-9%
ANIM CRUELTY	0	1	N/C	MUNICIPAL VIOL	9	142	1478%
ANIMAL PROB	10	14	40%	MVA NON-INJURY	4	3	-25%
ARSON	0	0	0	NEIGHBOR PROB	2	1	-50%
ASSAULT	2	1	-50%	ON FOOT	36	31	-14%
ASSIST BUSINESS	19	10	-47%	OUT EXTRA PAT	75	9	-88%
ASSIST CITIZEN	65	33	-49%	PARKING	9	26	189%
ASSIST FIRE	4	1	-75%	PROPERTY FOUND	19	8	-58%
ASSIST MEDICAL	3	7	133%	PROPERTY LOST	2	3	50%
ASSIST OTH AG	18	15	-17%	REDDI REPORT	4	1	-75%
BAR CHECK	2	34	1600%	RESTR ORD VIOL	3	2	-33%
BIKE CONTACT	1	12	1100%	ROBBERY	1	0	-100%
BIKE PATROL	0	9	N/C	SAFE2TELL	1	3	200%
BURG IN PROG	1	1	0%	SCAM	3	1	-67%
CHILD AB/NEG	0	1	N/C	SCHOOL CHECK	145	106	-27%
CITIZEN COMP	0	1	N/C	SEX OFF COMP CK	51	61	20%
CIVIL ATTEMPT	52	33	-37%	SEX OFFENSE	8	10	25%
CIVIL ISSUE	3	5	67%	SHOOTING	0	0	0
CIVIL STANDBY	2	1	-50%	SOLICITOR	0	1	N/C
COMM POLICING	1	13	1200%	SUBJECT/PED STOP	115	96	-17%
CRIMINAL MISC	5	7	40%	SUICIDE ATT	0	0	0
DEATH INV	1	1	0%	SUICIDE THREAT	0	0	0
DHS REFERRAL	0	1	N/C	SUSP CIRC IN PROG	45	42	-7%
DIRECTED PAT	389	306	-21%	SUSP CIRC COLD	5	7	40%
DISTURB COLD	2	1	-50%	TARGETED PATROL	43	2	-95%
DISTURB VERB	0	2	N/C	THEFT COLD	13	3	-77%
DRUG/NARC	5	7	40%	THEFT IN PROG	0	1	N/C
DRUNKENNESS	0	1	N/C	TRAFFIC PURSUIT	0	4	N/C
DUI/DUID ARR	7	2	-71%	TRAFFIC RELATED	96	74	-23%
EVICTON	2	3	50%	TRAFFIC STOP	1313	965	-27%
EXTRA PATROL	1257	1687	34%	TRANSIENT	1	1	0%
FAMILY PROB	0	1	N/C	TRESPASS COLD	0	2	N/C
FIREWORKS	13	23	77%	TRESPASS IN PROG	0	1	N/C
FRAUD	9	9	0%	VEHICLE RECOVERY	1	1	0%
HARASSMENT	4	5	25%	VEHICLE THEFT	3	1	-67%
JUVENILE	6	13	117%	VEHICLE TRESPASS	1	0	-100%
K9 ASSIST	0	2	N/C	VIN CHECK	97	90	-7%
LIQUOR COMP	3	10	233%	WARRANT ARREST	14	18	29%
MENT HEALTH	1	0	-100%	WARRANT ATTEMPT	59	34	-42%
MISSING ADULT	2	0	-100%	WEAPONS	0	0	0
MISSING CHILD	1	1	0	WELFARE CHECK	4	5	25%
MISS RUNAWAY	1	1	0	Total	4,124	4,091	-1%

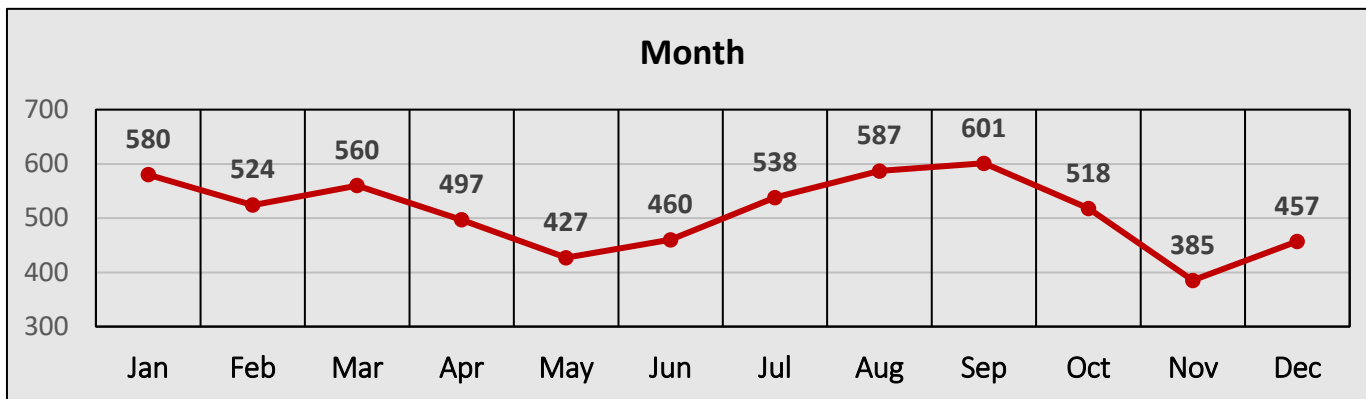
Dispatched and Officer-Initiated Day / Hour / Month

Hour	Sun	Mon	Tue	Wed	Thu	Fri	Sat	Total
0000-0100	44	34	43	35	41	42	52	291
0100-0200	25	31	35	28	28	39	37	223
0200-0300	17	27	20	22	32	24	21	163
0300-0400	21	13	14	11	21	18	27	125
0400-0500	15	18	18	11	20	14	22	118
0500-0600	8	19	7	8	18	2	7	69
0600-0700	9	13	12	10	12	10	5	71
0700-0800	16	36	36	32	47	45	17	229
0800-0900	37	62	63	73	70	72	28	405
0900-1000	42	53	42	44	45	43	40	309
1000-1100	34	50	29	32	40	39	37	261
1100-1200	33	47	42	25	35	36	27	245
1200-1300	24	46	33	39	33	39	35	249
1300-1400	30	35	43	30	35	24	25	222
1400-1500	45	51	50	51	49	49	41	336
1500-1600	38	53	57	48	53	44	34	327
1600-1700	46	54	41	54	51	53	63	362
1700-1800	32	43	36	30	42	40	35	258
1800-1900	29	57	32	36	33	50	44	281
1900-2000	27	51	35	39	44	40	40	276
2000-2100	34	37	53	36	33	46	36	275
2100-2200	32	63	58	54	46	55	57	365
2200-2300	41	56	48	56	40	57	63	361
2300-0000	30	57	37	42	42	59	46	313
Total	709	1006	884	846	910	940	839	6,134

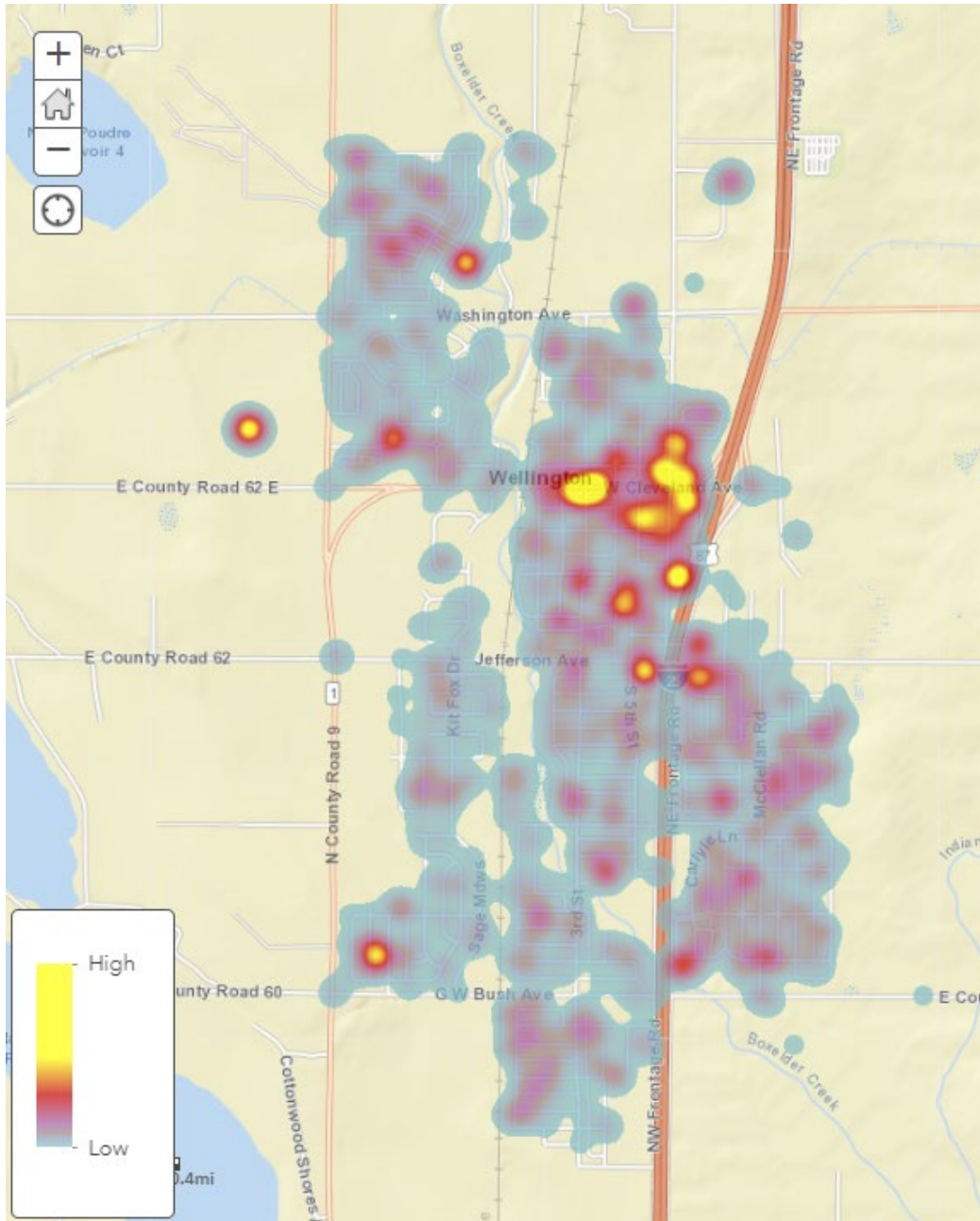
Top Months
Jan / Aug / Sep

Day of Week
Mon / Thu / Fri

Hour of Day
0800-0900
1600-1700
2100-2200



Wellington 2023 Dispatched Calls



Days / Hours

Hour	Sun	Mon	Tue	Wed	Thu	Fri	Sat	Total
0000-0100	6	7	7	5	3	5	14	47
0100-0200	11	4	4	4	3	1	3	30
0200-0300	2	5	3	1	6	3	4	24
0300-0400	5	6	2	2	0	4	1	20
0400-0500	2	3	6	4	0	1	1	17
0500-0600	1	1	2	2	6	1	1	14
0600-0700	6	3	3	5	4	5	2	28
0700-0800	6	7	12	8	9	15	9	66
0800-0900	9	10	12	14	11	19	9	84
0900-1000	14	22	12	18	16	13	16	111
1000-1100	10	15	14	17	17	13	17	103
1100-1200	10	12	18	13	13	18	9	93
1200-1300	17	23	21	21	25	18	16	141
1300-1400	16	17	21	13	15	11	12	105
1400-1500	11	21	20	17	17	15	16	117
1500-1600	11	19	24	24	24	17	9	128
1600-1700	14	27	22	29	29	25	21	167
1700-1800	12	16	18	20	28	15	11	120
1800-1900	10	29	21	13	20	25	17	135
1900-2000	9	23	21	19	23	18	21	134
2000-2100	22	11	23	18	13	18	18	123
2100-2200	7	10	16	8	15	18	25	99
2200-2300	13	7	15	11	8	15	18	87
2300-0000	6	9	12	6	4	10	3	50
Total	230	307	329	292	309	303	273	2,043

Top 10 Dispatched Locations / Incidents

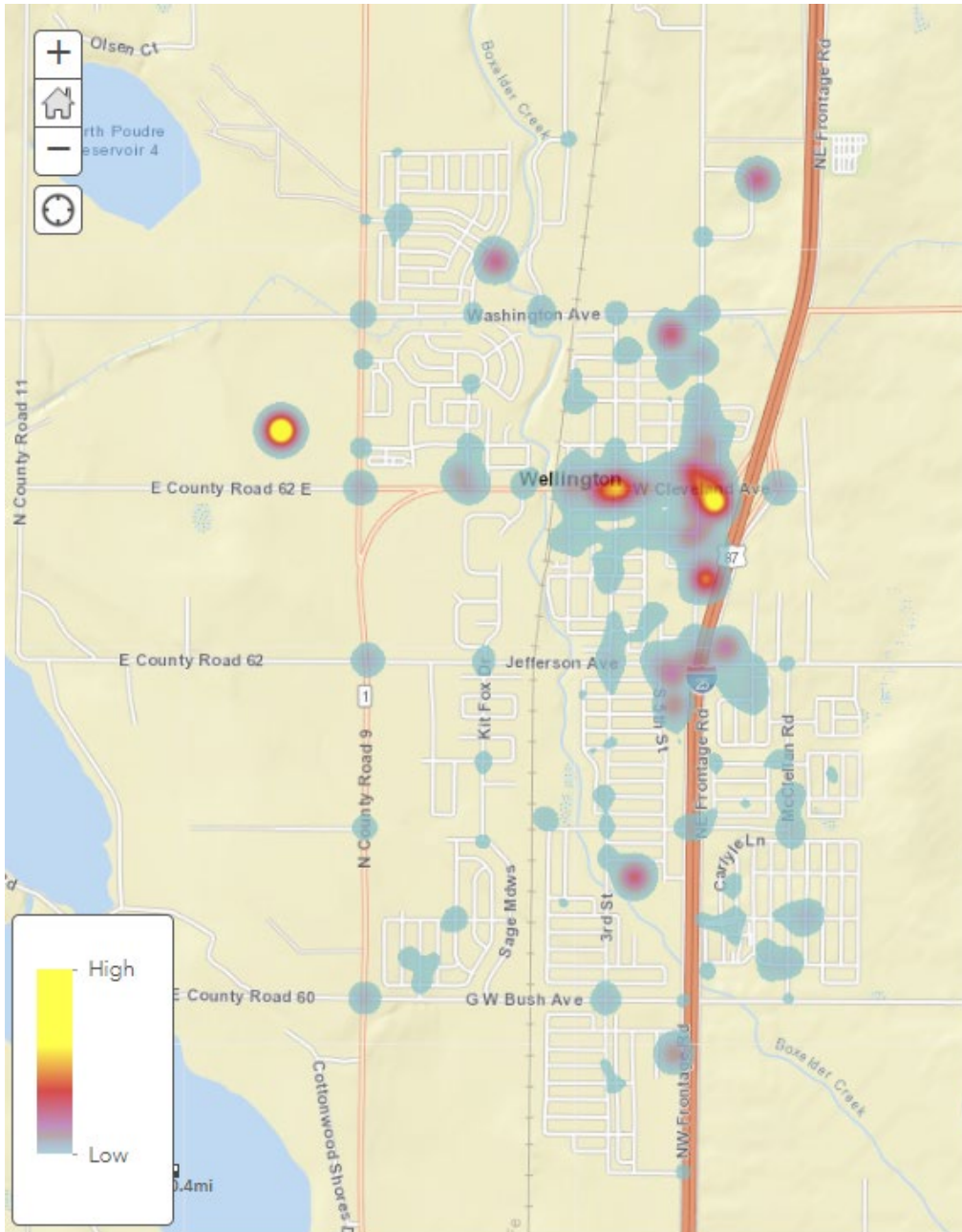
Top 10 Dispatched Call Locations

Rank	Address	Location	Disp Calls
1	Wellington Downs Apts	7591 Little Fox Ln	47
2	Wellington Village	4101-4156 Crittenton Ln	39
3	Quality Inn	7860 6th St	37
4	Wellington Pointe	3100-3200 Fairmont Dr/3300-3400 Saratoga St	33
5	Wellington Middle-High School	2856 Cleveland Ave	32
6	Centennial Park	3820 Cleveland Ave	30
7	Kum & Go	8150 6th St	30
8	Apartments	8116 5th St (5th/Roosevelt)	28
9	Ridley's	7670 5th St	27
10	Loaf 'N Jug	8211 6th St	26
10	Wellington Comm Park	8890 Buffalo Creek Pkwy	26

Top 10 Dispatched Incidents

Incident	Jan	Feb	Mar	Apr	May	Jun	Jul	Aug	Sep	Oct	Nov	Dec	Total
Suspicious Circumstances	23	21	19	24	19	20	27	23	29	15	22	15	257
Welfare Check	11	12	10	13	11	9	9	15	13	14	19	9	145
Assist Citizen	10	13	12	10	14	18	11	15	10	11	8	9	141
Animal Problem	7	9	10	16	13	18	15	14	8	10	6	8	134
Family Problem	13	11	3	10	7	8	7	9	11	14	5	7	105
Civil Attempt	8	5	9	6	3	1	6	11	11	11	2	0	73
Harassment	6	4	5	4	8	7	3	6	3	3	4	9	62
Assist Other Agency	6	5	3	8	6	6	5	4	7	3	2	4	59
Fireworks	1	0	0	1	0	6	43	1	0	0	0	2	54
Juvenile Problem	6	3	5	3	5	4	7	7	6	3	2	1	52

Wellington 2023 Officer-Initiated Activity



Days / Hours

Hour	Sun	Mon	Tue	Wed	Thu	Fri	Sat	Total
0000-0100	38	27	36	30	38	37	38	244
0100-0200	14	27	31	24	26	38	34	194
0200-0300	15	22	17	21	26	21	17	139
0300-0400	16	7	12	9	21	14	26	105
0400-0500	13	15	12	7	20	13	21	101
0500-0600	7	18	5	6	12	1	6	55
0600-0700	3	10	10	5	8	5	3	44
0700-0800	10	29	24	24	38	30	8	163
0800-0900	28	52	51	59	59	53	19	321
0900-1000	28	31	30	26	29	30	24	198
1000-1100	24	35	15	15	23	26	20	158
1100-1200	23	35	24	12	22	18	18	152
1200-1300	7	23	12	18	8	21	19	108
1300-1400	14	18	22	17	20	13	13	117
1400-1500	34	30	30	34	32	34	25	219
1500-1600	27	34	33	24	29	27	25	199
1600-1700	32	27	19	25	22	28	42	195
1700-1800	20	27	18	10	14	25	24	138
1800-1900	19	28	11	23	13	25	26	145
1900-2000	18	28	14	20	21	22	19	142
2000-2100	12	26	30	18	20	28	18	152
2100-2200	25	52	42	46	31	37	32	265
2200-2300	28	49	33	45	32	42	45	274
2300-0000	24	48	25	36	38	49	43	263
Total	479	698	556	554	602	637	565	4,091

Top 10 Officer-Initiated Activity Locations / Incidents

Top 10 Officer-Initiated Locations

Rank	Address	Location	Count
1	Wellington Middle-High School	2856 Cleveland Ave	433
2	Kum and Go	8150 6 th St	305
3	Quality Inn	7860 6 th St	176
4	Eyestone Elementary	4000 Wilson Ave	123
5	Rice Elementary	7000 3 rd St	109
6	Loaf 'N Jug	8211 6 th St	105
7	High West Storage	8780 Bonfire Dr	99
8	Wellington Community Park	8890 Buffalo Creek Pkwy	94
9	Burger King/Shell	8214 6 th St	87
10	Intersection	6 th St and Cleveland Ave	82

Top 10 Officer-Initiated Incidents

Incident	Jan	Feb	Mar	Apr	May	Jun	Jul	Aug	Sep	Oct	Nov	Dec	Total
Extra Patrol	191	164	116	121	89	100	133	173	173	115	134	179	1687
Traffic Stop	83	97	158	59	71	61	57	101	107	74	47	50	965
Directed Patrol	38	22	31	32	23	9	1	23	32	42	25	28	306
Municipal Violation	2	13	13	15	10	7	3	12	21	38	1	7	142
School Check	5	5	15	12	5	1	0	12	12	22	7	10	106
Subject/Ped Stop	4	3	6	16	5	8	19	7	12	6	3	7	96
VIN Check	4	8	7	9	10	7	12	7	4	8	8	6	90
Traffic-Related	7	5	8	10	7	7	5	8	4	2	4	7	74
Sex Offender Compliance Check	17	1	8	3	2	3	0	0	17	0	0	10	61
Suspicious Circumstances	3	6	4	3	3	5	6	5	2	3	1	1	49