

LARIMER COUNTY PARKS ADVISORY BOARD

The mission of Larimer County Department of Natural Resources is to establish, protect and manage significant regional parks and open lands providing quality outdoor recreational opportunities and stewardship of natural resource values. We are committed to fostering a sense of community and appreciation for the natural and agricultural heritage of Larimer County for present and future generations.

Date: April 6, 2021

Time: 5:30 – 8:30 p.m.

Location: Zoom Webinar. Public registration:

https://larimer-org.zoom.us/webinar/register/WN_RKG-FWrTS2OCCmgQVCubvg

Contact: Please contact Sidney at smichl@larimer.org or 970-619-4462 if you are unable to attend.

AGENDA

Scheduled times are subject to change.

1. CALL TO ORDER/INTRODUCTIONS
2. PUBLIC COMMENT
3. AGENDA REVIEW
4. REVIEW AND APPROVAL OF LAST MEETING MINUTES
5. INFORMATION & ANNOUNCEMENTS
 - a. Natural Resource events for this month: larimer.org/naturalresources.
 - b. To sign up for Parks Advisory Board updates, go to apps.larimer.org/subscriptions.cfm, enter your email, click “Subscribe,” and check the “Parks Advisory Board” box.
6. UPDATES & REPORTS
 - a. Park District updates – Dan/Mark
7. DISCUSSION ITEMS
 - a. Volunteer Engagement – Julie/Angela

b. Grants/Partnerships overview – Jenn/Zac

8. ACTION ITEMS

9. U.S. BUREAU OF RECLAMATION UPDATE

10. BOARD MEMBER REPORTS

11. DIRECTOR'S REPORT: Daylan Figgs

12. NEXT MEETING SCHEDULED: 5/4/2021 via Zoom Webinar

13. EXECUTIVE SESSION: Pursuant to C.R.S. (24-6-402(4)(a)) for discussion pertaining to the purchase, acquisition, lease, transfer or sale of any real, personal or other property interest.

14. ADJOURN

Included in PDF:

- Agenda
- Sales Tax Revenue Distribution Report
- 2018-2020 Grant Funding and Partnerships

Attached Separately:

- Minutes of last meeting

OPEN SPACE SALES TAX ACTIVITY
January 2021 Distribution

REVENUES:

SALES TAX	\$	1,218,085.84
MV USE TAX	\$	110,079.81
BUILDING USE TAX	\$	17,086.81
MISC REVENUE	\$	-
INTEREST	\$	154.58
TOTAL REVENUE	\$	<u>1,345,407.04</u>

EXPENDITURES:

PERSONNEL & OPERATING	\$	<u>(4,864.87)</u>	\$	-
			\$	-

NET REVENUE:	\$	<u>1,350,271.91</u>
--------------	----	---------------------

% SALES TAX DISTRIBUTED TO INCORP. AREAS (USED AS A BASIS) 50%

DISTRIBUTION BASED ON POPULATION

2020 State of Colorado Statistics

	<u>2019 POPULATION</u>	<u>% OF INCORP AREA</u>	<u>REVENUE</u>
FORT COLLINS	170,318	58.92	\$ 397,808.73
LOVELAND	77,553	26.83	\$ 181,139.16
ESTES PARK	6,284	2.17	\$ 14,677.43
BERTHOUD	8,724	3.02	\$ 20,376.49
WELLINGTON	10,177	3.52	\$ 23,770.24
WINDSOR	8,732	3.02	\$ 20,395.18
JOHNSTOWN	2,363	0.82	\$ 5,519.22
TIMNATH	4,902	1.70	\$ 11,449.51
TOTAL INCORP.	<u>289,053</u>	<u>100.00</u>	<u>\$ 675,135.96</u>

DISTRIBUTION BASED ON SALES TAX GENERATION

2020 Larimer County Statistics

	<u>2019 GENERATION</u>	<u>% OF INCORP AREA SALES TAX</u>	<u>REVENUE</u>
FORT COLLINS	\$ 22,390,554	53.76	\$ 362,951.24
LOVELAND	\$ 12,138,546	29.14	\$ 196,729.42
ESTES PARK	\$ 2,425,523	5.82	\$ 39,310.46
BERTHOUD	\$ 666,817	1.60	\$ 10,807.11
WELLINGTON	\$ 442,387	1.06	\$ 7,169.76
WINDSOR	\$ 585,999	1.41	\$ 9,497.28
JOHNSTOWN	\$ 1,487,467	3.57	\$ 24,107.38
TIMNATH	\$ 1,519,764	3.65	\$ 24,630.82
TOTAL INCORP	<u>\$ 41,657,057</u>	<u>100.00</u>	<u>\$ 675,203.47</u>

DISTRIBUTION BASED ON HIGHEST YIELD TO INCORPORATED AREAS:

FORT COLLINS	\$ 397,808.73	53.25
LOVELAND	\$ 196,729.42	26.33
ESTES PARK	\$ 39,310.46	5.26
BERTHOUD	\$ 20,376.49	2.73
WELLINGTON	\$ 23,770.24	3.18
WINDSOR	\$ 20,395.18	2.73
JOHNSTOWN	\$ 24,107.38	3.23
TIMNATH	\$ 24,630.82	3.30
TOTAL INCORP	<u>\$ 747,128.71</u>	<u>100.00</u>

DISTRIBUTION FOR MUNICIPAL AGREEMENT:


FORT COLLINS	\$	359,476.18
LOVELAND	\$	177,772.72
ESTES PARK	\$	35,522.53
BERTHOUD	\$	18,413.03
WELLINGTON	\$	21,479.76
WINDSOR	\$	18,429.91
JOHNSTOWN	\$	21,784.41
TIMNATH	\$	22,257.41
TOTAL INCORP	\$	<u>675,135.95</u>
TOTAL UNINCORP	\$	<u>675,135.96</u>
TOTAL	\$	<u><u>1,350,271.91</u></u>

\$ -

YEAR TO DATE

PAID TO DATE

\$	359,476.18	\$	90,126,735.72
\$	177,772.72	\$	42,197,608.37
\$	35,522.53	\$	7,075,939.78
\$	18,413.03	\$	3,349,784.54
\$	21,479.76	\$	3,258,375.59
\$	18,429.91	\$	1,896,135.51
\$	21,784.41	\$	1,391,364.72
\$	22,257.41	\$	1,608,395.20
\$	<u>675,135.95</u>	\$	<u>150,904,339.43</u>
\$	<u>675,135.96</u>	\$	<u>113,348,032.20</u>
\$	<u><u>1,350,271.91</u></u>	\$	<u><u>264,252,371.63</u></u>



2018-2020 Grant Funding & Partnerships Parks Advisory Board

April 6, 2021



2018-2020 Funding Categories

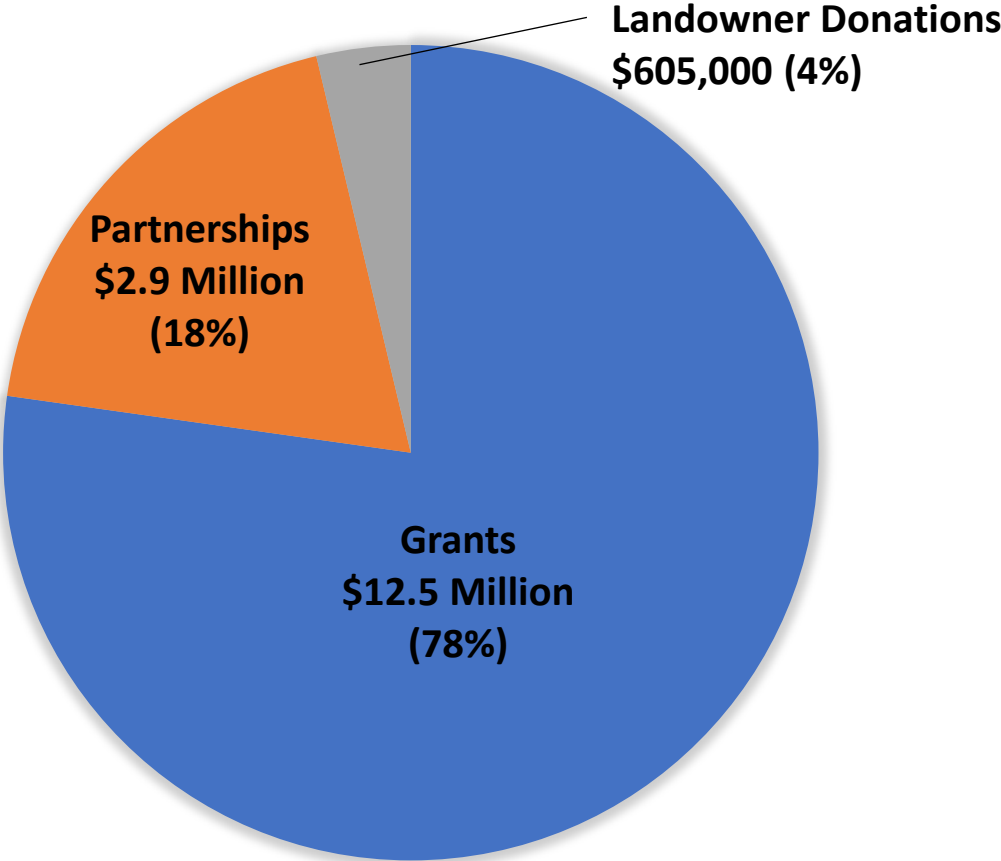
Landowner Donations

Partnerships

Grants

Between 2018 to 2020, \$16.1 million was brought into the department through grants, landowner donations, and partnerships.

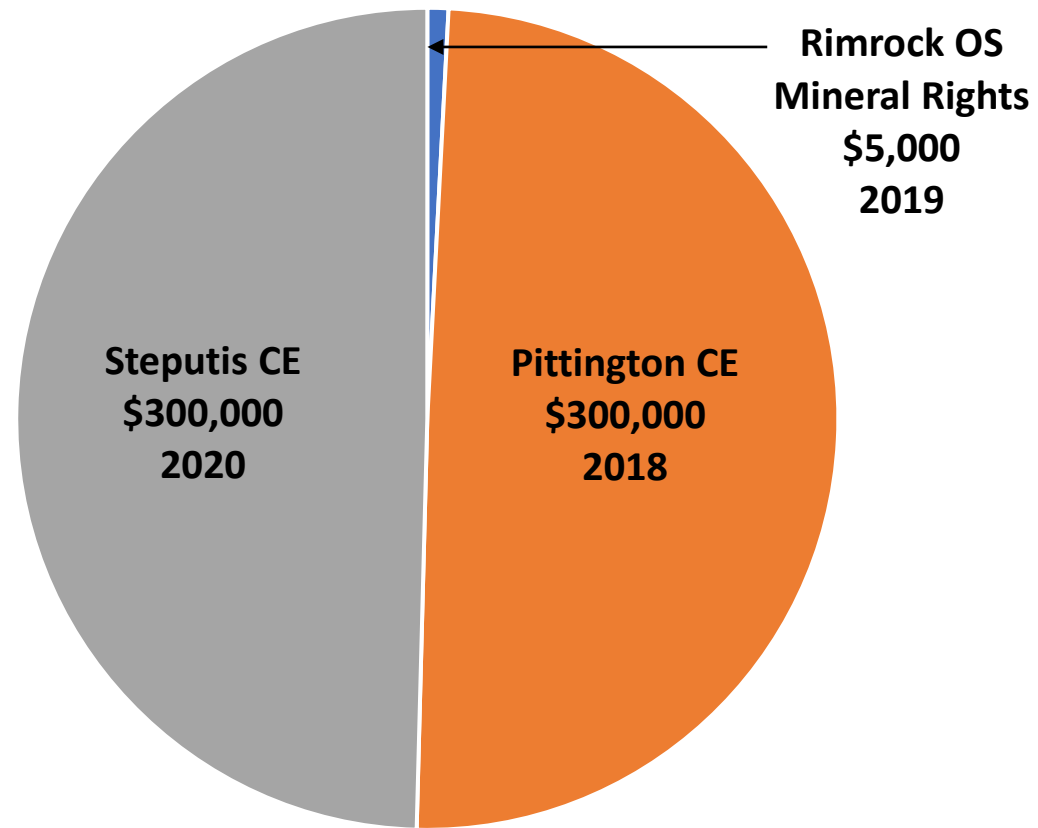
2018-2020 GRANT FUNDING & PARTNERSHIPS
TOTAL: \$16.1 MILLION





2018-2020 LANDOWNER DONATIONS

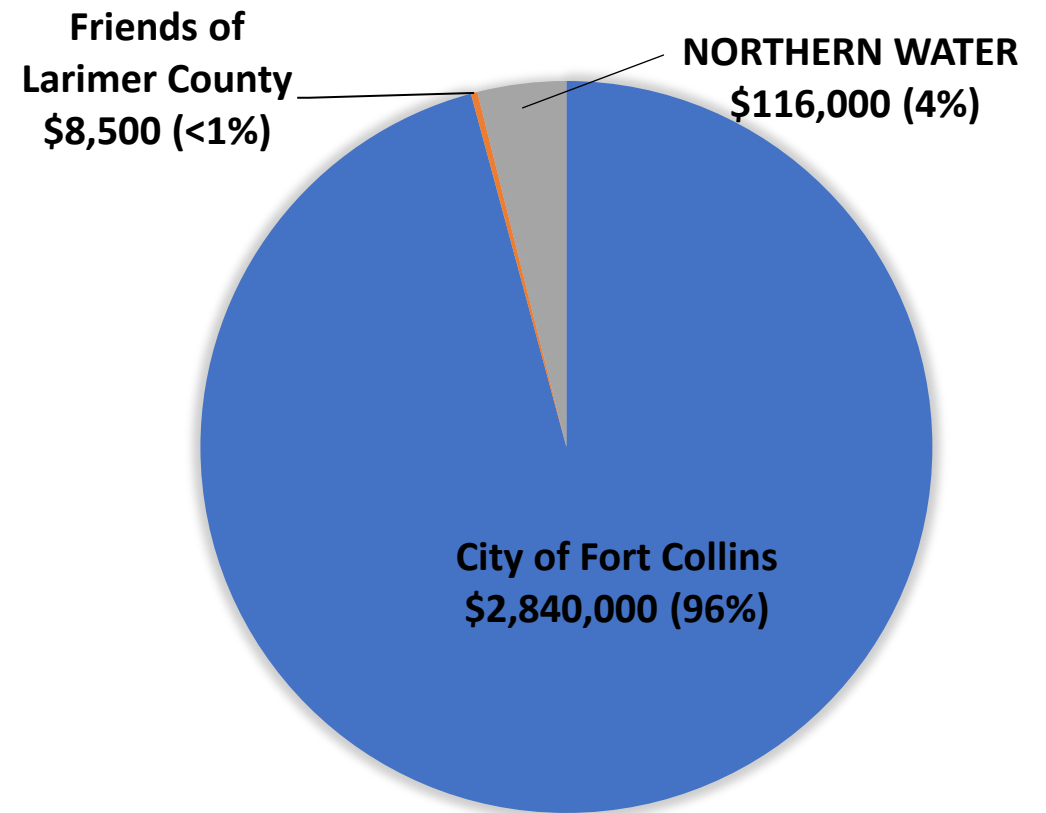
TOTAL: \$605k (4%)





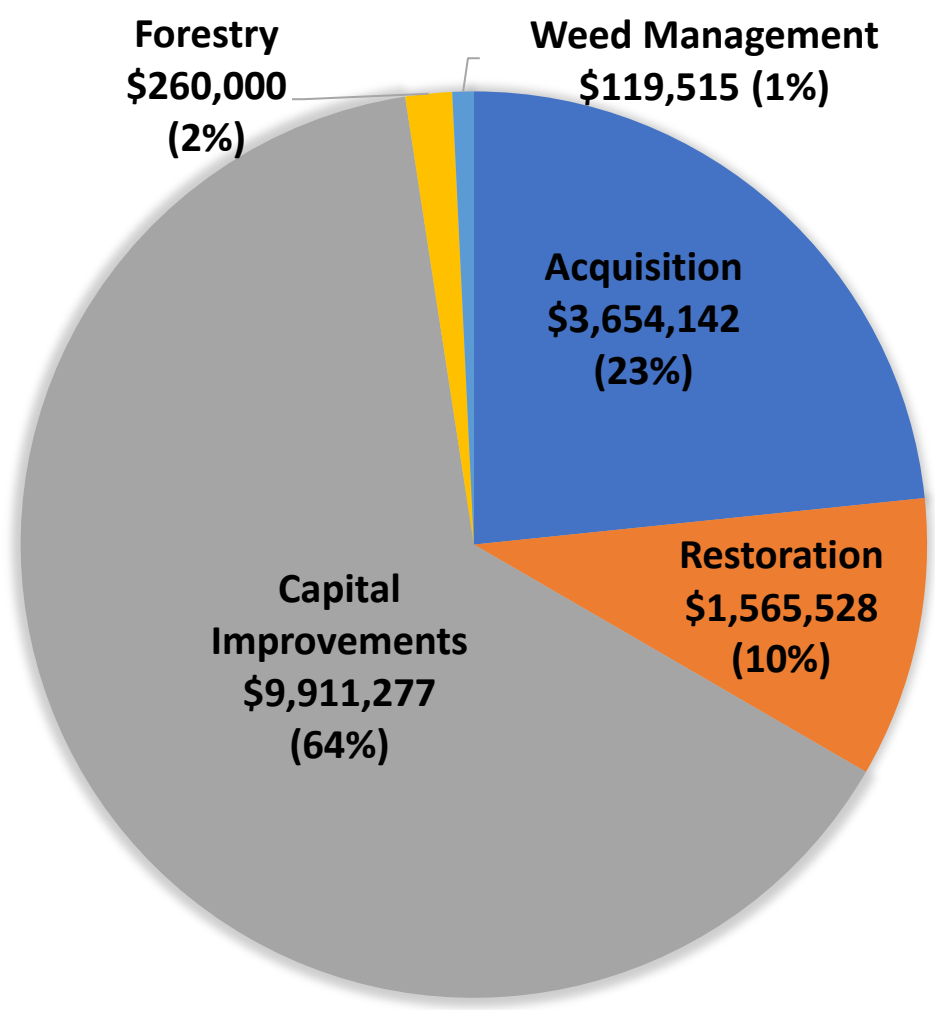
2018-2020 PARTNERSHIPS

TOTAL: \$2.9 MILLION (19%)





2018-2020 GRANT FUNDING
TOTAL: \$12.5 MILLION (77%)



2018-2020 WEED MANAGEMENT & FORESTRY GRANTS/PARTNERSHIPS (3%)

Larimer County Early Detection Rapid Response Crew	Amount	% Total
Colorado Department of Agriculture	\$120,000	53%
Larimer County Natural Resources	\$106,686	47%
TOTAL	\$226,686	100%



Forest Management	Amount	% Total
Colorado State Forest Service	\$144,000	44%
Northern Water Conservation District	\$116,000	36%
Larimer County Natural Resources	\$66,500	20%
TOTAL	\$326,500	100%

2018-2020 ACQUISITION GRANTS/PARTNERSHIPS – 23%

Red Mountain Open Space Inholding Acquisitions (Gallegos)	Amount	% Total
City of Fort Collins	\$1,250,000	50%
Larimer County Natural Resources	\$1,250,000	50%
TOTAL	\$2,500,000	100%



Laramie Foothills Mountains to Plains 2020 Expansion Project	Amount	% Total
City of Fort Collins	\$1,713,167	30%
Great Outdoors Colorado	\$812,475	14%
Friends of Larimer County	\$3,500	<1%
Larimer County Natural Resources	\$3,216,993	56%
TOTAL	\$5,746,135	100%

2018-2020 RESTORATION GRANTS/PARTNERSHIPS – 10%

Poudre River Restoration & Resiliency Project at River Bluffs Open Space	Amount	% Total
Colorado Department of Local Affairs	\$974,028	78%
Great Outdoors Colorado	\$100,000	8%
Colorado Parks & Wildlife	\$153,370	12%
Larimer County Natural Resources	\$29,049	2%
TOTAL	\$1,256,448	100%



2018-2020 CAPITAL IMPROVEMENTS GRANTS/PARTNERSHIPS – 64%

Horsetooth and Carter Lake Reservoir Infrastructure Project	Amount	% Total
Central Federal Lands Highway Administration	\$8,600,000	74%
Larimer County Natural Resources	\$3,000,000	26%
TOTAL	\$11,600,000	100%



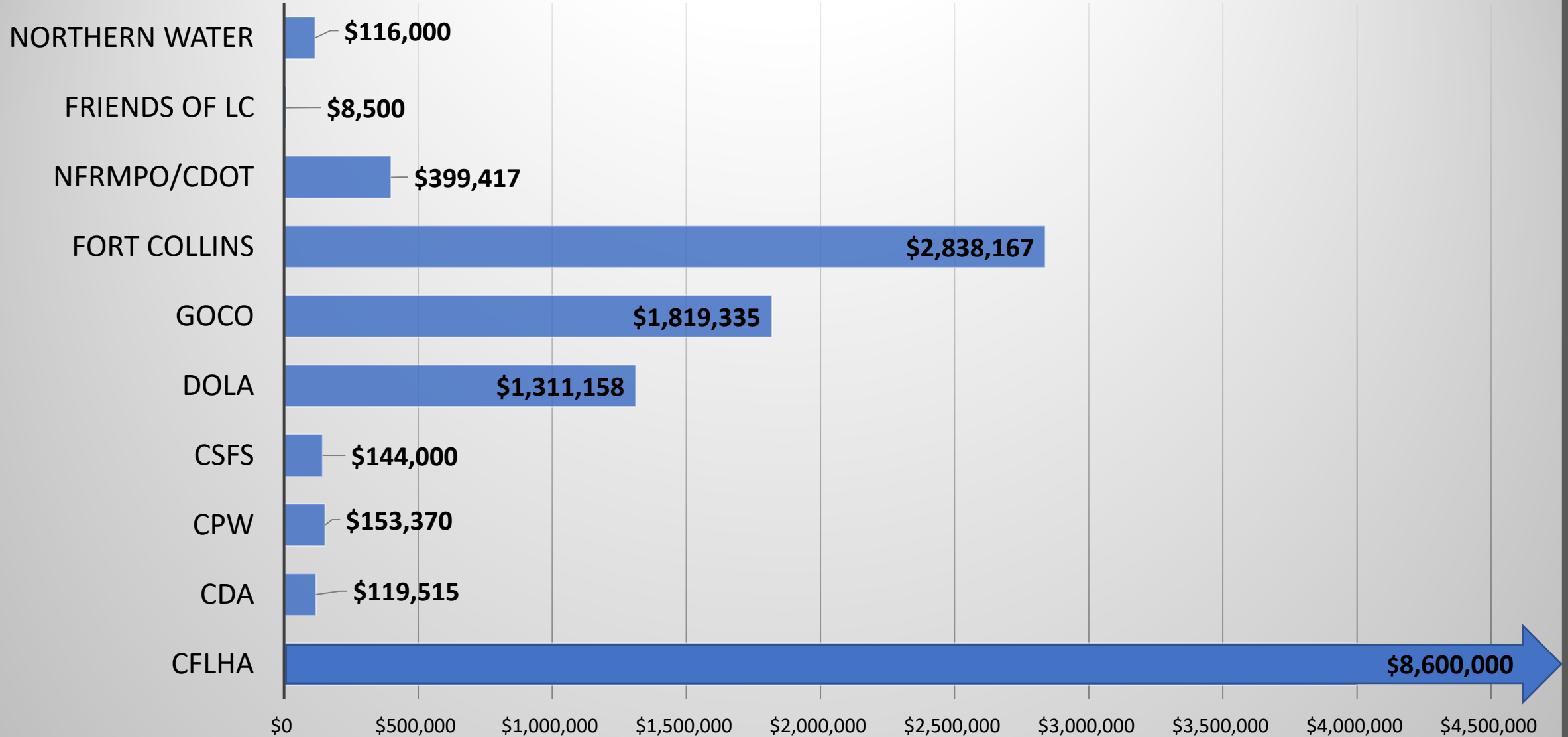
Sky View Campground at Carter Lake Reservoir	Amount	% Total
Great Outdoors Colorado	\$475,000	25%
Friends of Larimer County	\$2,000	<1%
Larimer County Natural Resources	\$1,447,188	75%
TOTAL	\$1,924,188	100%

2018-2020 CAPITAL IMPROVEMENTS GRANTS/PARTNERSHIPS – 64%

Poudre River Regional Trail Initiative	Amount	% Total
Great Outdoors Colorado	\$431,500	20%
Colorado Department of Transportation	\$399,417	19%
Larimer County Natural Resources	\$1,302,652	61%
Friends of Larimer County	\$3,000	<1%
TOTAL	\$2,136,569	100%

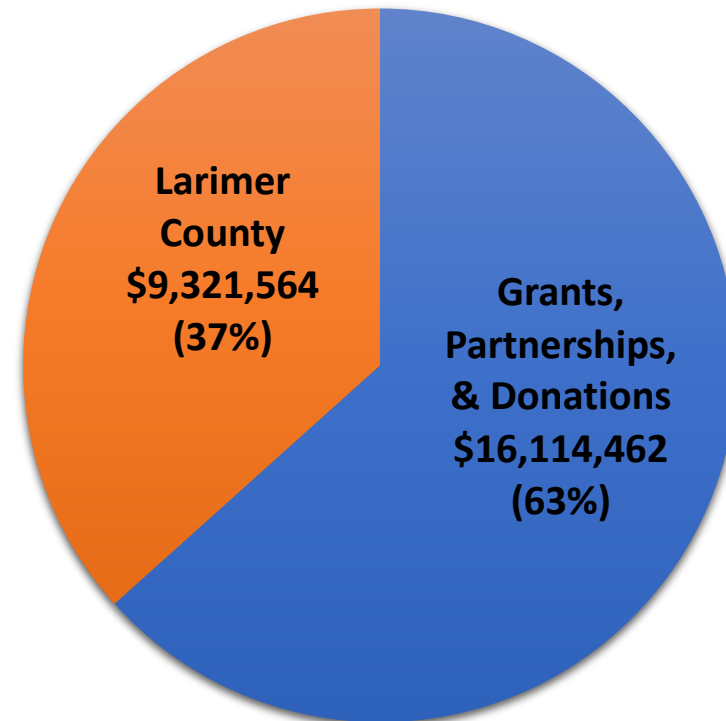


2018-2020 GRANT/PARTNERSHIP FUNDING TOTALS



Collectively, between these eight projects, 63 cents out of every \$1 was leveraged through grants, partnerships, and donations.

TOTAL PROJECT COSTS - \$25,436,026



Fiscal Partnerships

The Department is positioned to assist partners across the entire county with projects that advance conservation and recreation



GOCO Grant Fiscal Sponsorships	\$814,380
The Ember Alliance	\$751,680
Poudre River Watershed Coalition	\$62,700



Contact

Jenn Almstead

Fund Development & Projects Specialist

jennalmstead@larimer.org

(970) 619-4569

